

Internal Partnerships for a Sustainability Program at Amtrak

Joanne Maxwell

*Amtrak, Director Environmental Programs
Philadelphia, PA*

Celia Ann H. Pfleckl

*Amtrak, Senior Environmental Engineer
Washington D.C.*



**2012 SUSTAINABILITY AND PUBLIC
TRANSPORTATION WORKSHOP**



Sustainability – Where We Are

- Amtrak Public Commitments
- Amtrak Strategic Plan & Goals (FY 2011 – 2015)
 - Fuel and Energy Reduction
 - Mobility and Connectivity
- Using existing Environmental Management System to focus on sustainability goals



The Chicago Climate Exchange: Reducing Diesel Fuel Use



- Reduction commitment to The Chicago Climate Exchange (CCX) between 2003 and 2010
- Reduction target based on locomotive diesel fuel use between 1998 and 2001

Calendar Year	Emissions “Commitment” and “Actual” in Metric Tons of CO ₂
2004	810,000 (actual: 731,400)
2005	801,700 (actual: 723,100)
2006	793,400 (actual: 668,200)
2007	791,400 (actual: 678,400)
2008	789,300 (actual: 669,600)
2009	785,200 (actual: 656,100)
2010	776,900 (actual: 691,700)



Amtrak Public Commitments

- The Climate Registry (TCR)
- UIC Sustainability Declaration
- APTA Sustainability Commitment

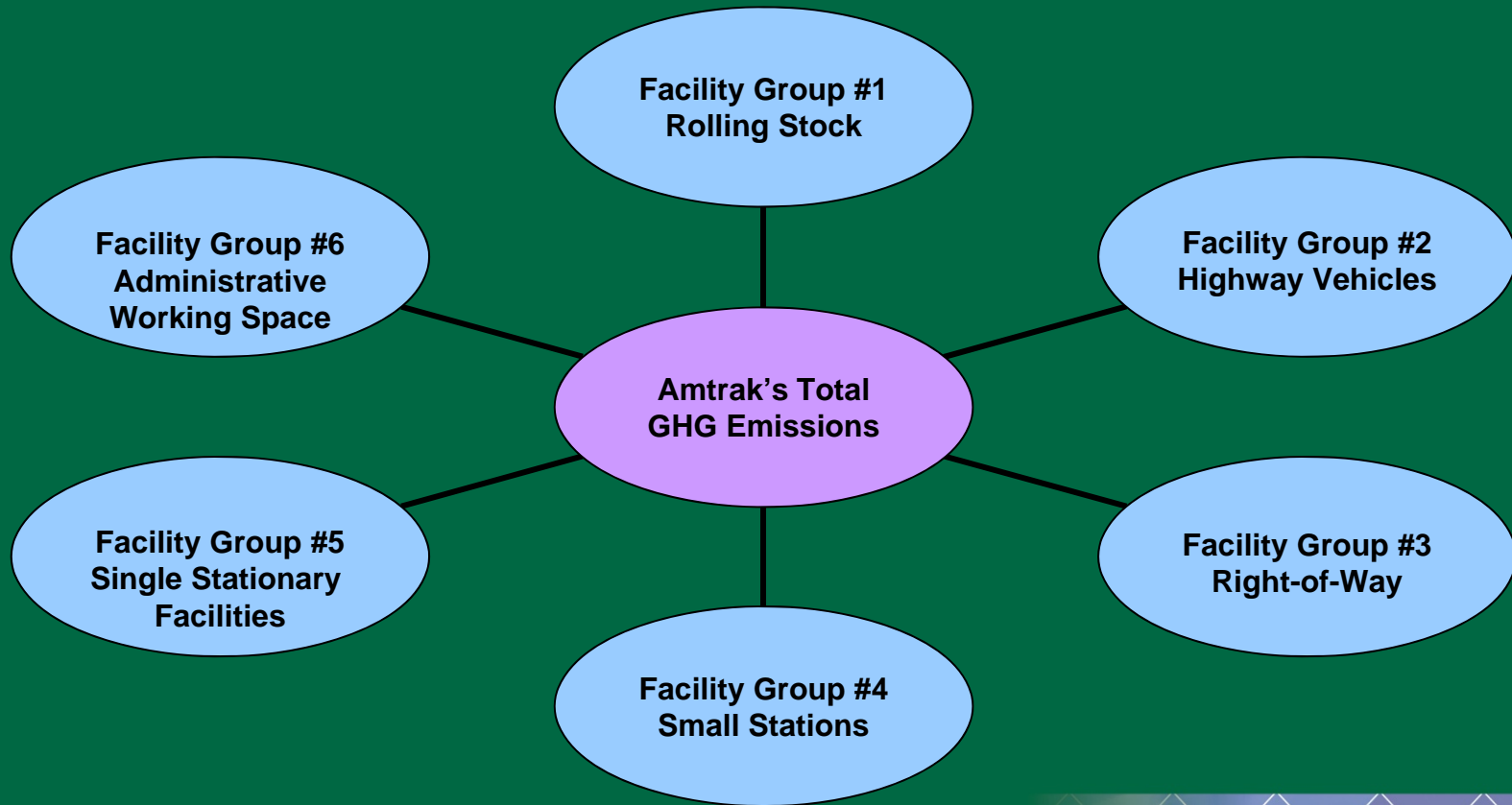


Developing the First Verified Greenhouse Gas Inventory – CY 2010

- Utilize The Climate Registry's General Reporting Protocol (GRP)
- Report greenhouse gas (GHG) emissions for operations throughout North America
- GHG Inventory Scope
- Inventory must be third-party verified



Facility Group Descriptions for GHG Inventory



Gathering GHG Data from Multiple Sources and Departments

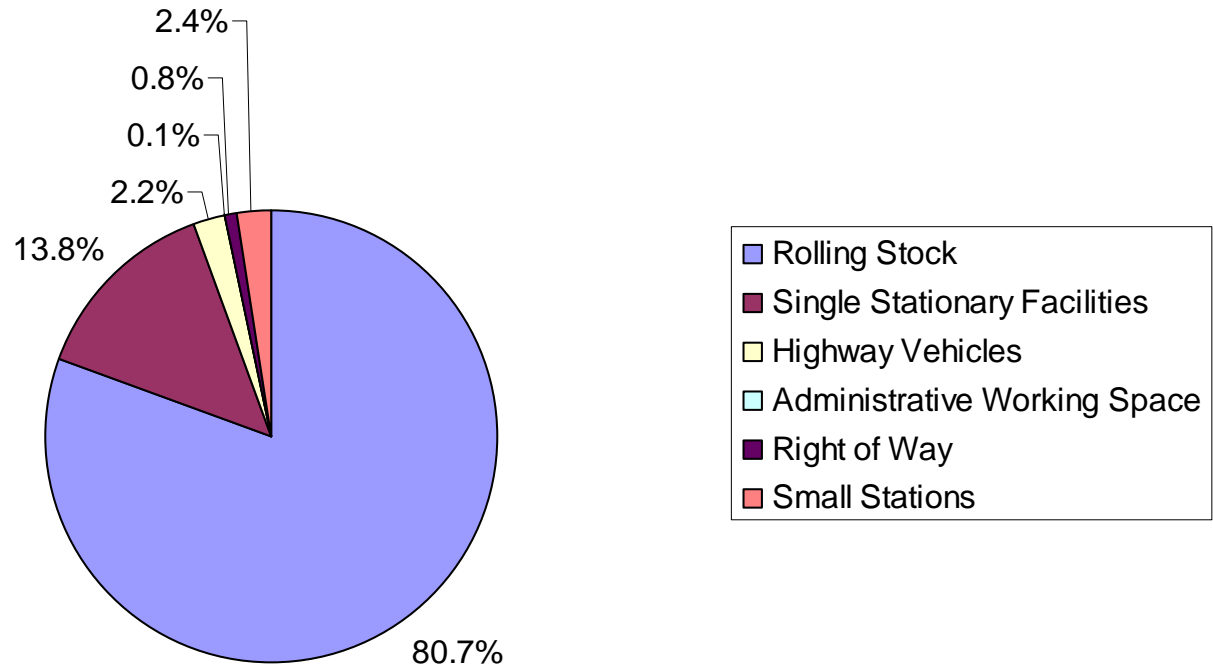
- Fuel tickets from locomotive fueling
- Fuel invoices from the purchase of diesel, gasoline, propane, etc.
- Utility bills
- Reimbursement spreadsheets
- Vehicle logs
- Fleet roster of locomotives and passenger cars



© 1999 - JEFF LUBCHANSKY

Verified GHG Emissions for 2010 Baseline Year

GHG Emissions CY 2010



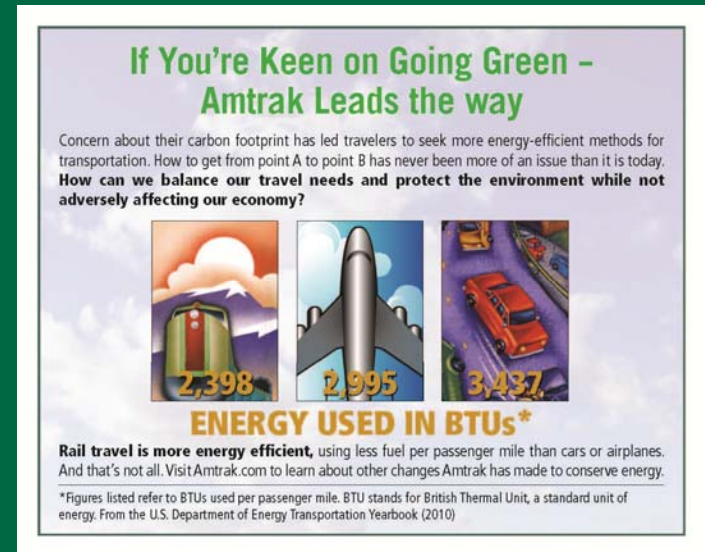
APTA Sustainability Commitment

- Core commitment – establish baseline sustainability inventory including GHG, energy, water, waste, operating parameters
 - Amtrak established CY 2010 as baseline year to align with first verified GHG inventory
- Employee communications and awareness
- Develop sustainability program to include corporate goals
- Report annually on progress



Communications & Awareness

- Employee publications:
 - Amtrak *This Week* (weekly news)
 - Amtrak *Ink* (monthly in-depth reporting)
- Intranet site
- New Employee Environmental Awareness Training and Brochure
- Website (external)
- Marketing (external)



UIC - International Sustainability Declaration and Railroad Survey

- Survey of case studies from passenger railroads internationally to share best practices
- Environment and Society: Amtrak Examples
 - Protecting Bald Eagles along the Hudson River
 - Airport-rail connections
- Customer Service: Amtrak Examples
 - Partnership with National Park Service
 - Improving accessibility at Amtrak stations
- Corporate Responsibility: Amtrak Examples
 - Customer Advisory Committee
 - Management Associate Program



Other Sustainability Initiatives

- Grants for “GenSet” switch locomotives
- Biodiesel trial on Heartland Flyer
- Carbonfund
- On-board recycling
- Volunteerism



Influencing Mode Shift

- U.S. Department of Energy Transportation Energy Data Book (Edition 30, Table 2.12)
 - Airplanes: 2826 BTU/Passenger mile
 - Cars: 3538 BTU/Passenger mile
 - Intercity Trains: 2435 BTU/Passenger mile
- APTA method for quantifying the GHG emissions from transit
- Amtrak can use this information to help passengers understand the benefits of rail travel



Amtrak Sustainability Program

Next Steps

- Adopt a corporate Sustainability Policy
- EHS department to assume programmatic responsibility
- Gather baseline data
- Develop an internal tracking and reporting system
- Align sustainability program to support Amtrak strategic goals
- Modify EHS annual report to publicly report on progress annually

