

A Forty Year Love Affair: Honolulu's Rail Transit System

Kenneth Toru Hamayasu

*City and County of Honolulu
Department of Transportation Services
Rapid Transit Division
Deputy Director
Honolulu, Hawaii*



2011 Rail Conference

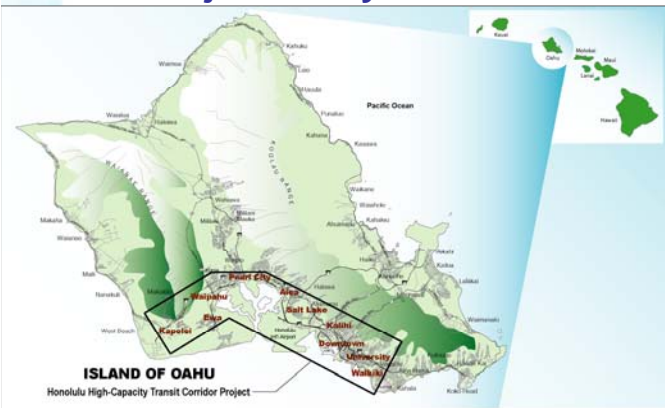
Honolulu Rail Transit Project



HONOLULU RAIL TRANSIT PROJECT

566-2299 | www.honolulurail.org

Project Study Corridor



HONOLULU RAIL TRANSIT PROJECT

566-2299 | www.honolulurail.org



HONOLULU RAIL TRANSIT PROJECT

566-2299 | www.honolulurail.org



HONOLULU RAIL TRANSIT PROJECT 566-2299 | www.honolulutransit.org

Honolulu Transportation Conditions

- 2nd most congested Metro area in 2010, per INRIX™ Travel Time Tax measure
 - Behind Los Angeles
 - Worse than San Francisco, Washington & New York
- 4th most annual transit boardings per capita
 - Behind New York, San Francisco & Washington
- 4th most annual transit passenger miles per capita
 - Behind New York, Washington & San Francisco

HONOLULU RAIL TRANSIT PROJECT 566-2299 | www.honolulutransit.org

TheBus City and County of Honolulu

- 77 million annual unlinked trips (2009)
- 531-bus active fleet
- 439 buses in average weekday service
- 41¢ operating expense per passenger mile
 - best bus cost effectiveness among Top 50 Agencies
- Policy farebox recovery ratio of between 27% and 33%



HONOLULU RAIL TRANSIT PROJECT 566-2299 | www.honolulutransit.org

O'ahu in 2030

- 200,000 more residents than in 2005
- 100,000 more jobs than in 2005
- 750,000 more daily trips than in 2005



HONOLULU RAIL TRANSIT PROJECT 566-2299 | www.honolulutransit.org

Operating Details

- **When will trains run?**
 - From 4 a.m. to Midnight
 - Every 3 minutes during morning and afternoon rush hour
 - Every 6 minutes during mid-day hours
 - Every 10 minutes during evening hours
- **How fast will trains travel?**
 - Over 55 mph top speed
 - 30 mph average with stops



Operating Details

How much will a ride cost?

- Same as TheBus; one-way transfers valid on both
- One pass system



How do I get to a rail station?

- Bus circulators service connect communities, including Pearl Harbor, to the fixed guideway system
- Every station will have bus stops, bike paths and walking paths
- Four park-and-rides totaling 4,100 parking spaces

Honolulu Rail Transit Station Designs



WAIPAHU STATION
Architect rendering

20-Mile, 21-Stop Route East Kapolei to Ala Moana Center



Rail Station Accessibility

Compliant with ADA standards

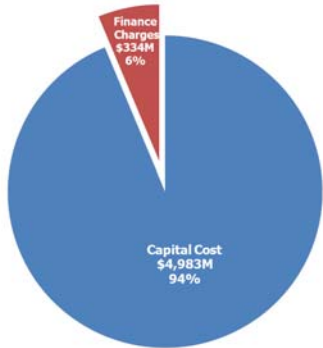


Station Platforms



Implementation of the Rail Project

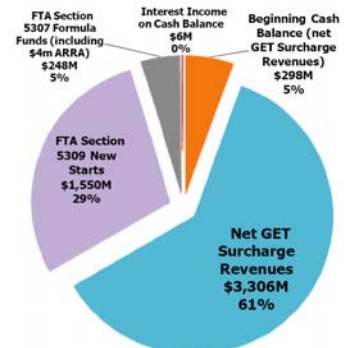
Where the Dollars Go:



Total: \$5,317M

Implementation of the Rail Project

Where the Dollars Come From:



Total: \$5,408M

Construction Schedule



HONOLULU RAIL TRANSIT PROJECT | 566-2299 | www.honolulutrainsit.org



Mahalo!

