

# Legislative Committee Meeting



American  
Public Transportation  
Association

STAY BEHIND YELLOW LINE

# Welcome and Call to Order



American  
Public Transportation  
Association

# Approval of Minutes of December 4, 2025 Legislative Committee Meeting



American  
Public Transportation  
Association

# Remarks from APTA Leadership



American  
Public Transportation  
Association



# Capitol Hill Update

Richard Sun, Transportation Counsel  
Senate Democratic Leader Charles E. Schumer (D-NY)



American  
Public Transportation  
Association

# Coalition Partner Update

Joung H. Lee, Deputy Director/Chief Policy Officer  
American Association of State Highway and  
Transportation Officials (AASHTO)



American  
Public Transportation  
Association

# Legislative Update and Surface Transportation Authorization Strategy



American  
Public Transportation  
Association  
marta

To Ellis Street

EXIT

Southbound


To Five Pts Airport

# 2026 Key Dates

- ✓ **Spring/Summer 2026**
  - President Released FY 2027 Budget Request (April 3)
  - House and Senate Advance Surface Transportation Authorization and FY 2027 THUD Appropriations Bills
- ✓ **September 30, 2026**
  - Infrastructure Investment and Jobs Act (IIJA) Expires
  - FY 2026 THUD Appropriations Act Expires
- ✓ **November 3, 2026**
  - Election Day

# 119<sup>th</sup> Congress: Second Session

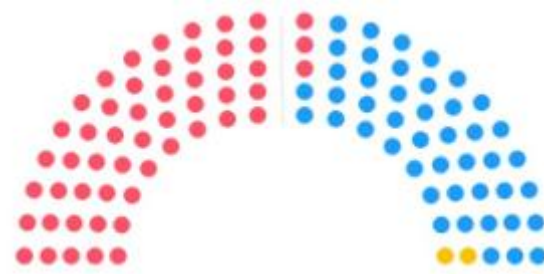
## House



**219\*** - **214\***

*\*1 Vacancy* | *\*1 Vacancy*

## Senate



**53** - **47**

# Key APTA Recommendations

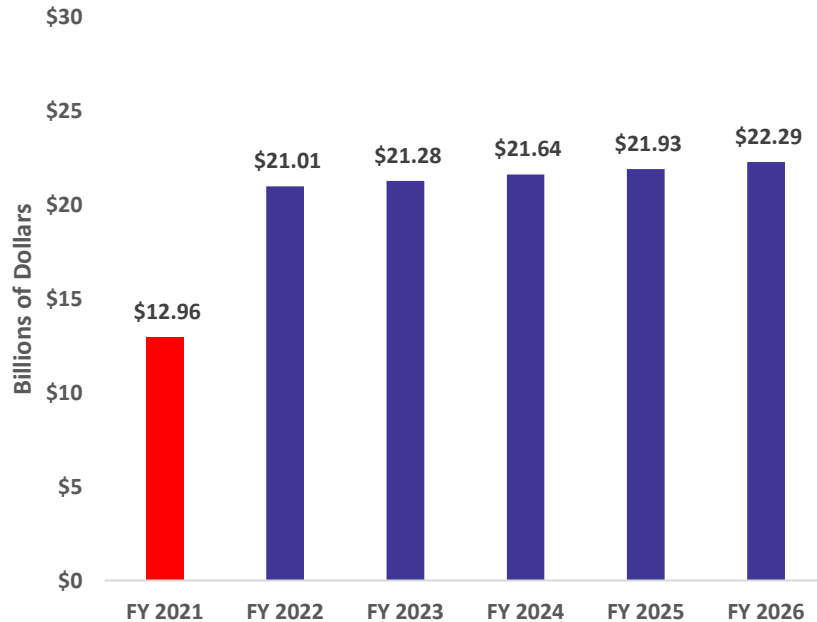
## Surface Transportation Authorization

- ✓ Build upon Current Investment for Public Transit and Passenger Rail
- ✓ Accelerate Project Delivery by Eliminating Statutory and Regulatory Barriers to Building Infrastructure
- ✓ Strengthen Collaborative, Local Decision-Making

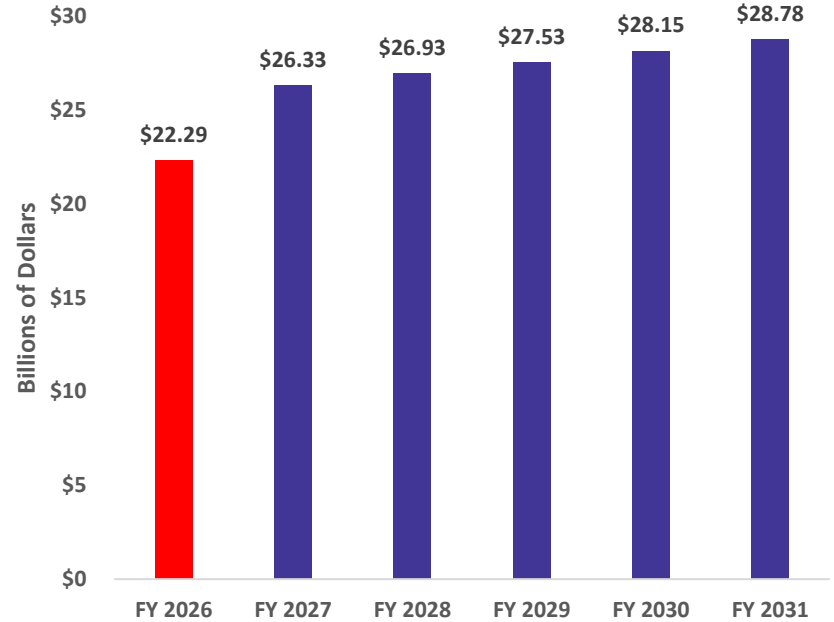


# APTA Transit Investment Recommendations

## IIJA Public Transit—\$108 Billion



## APTA Recommendation—\$138 Billion

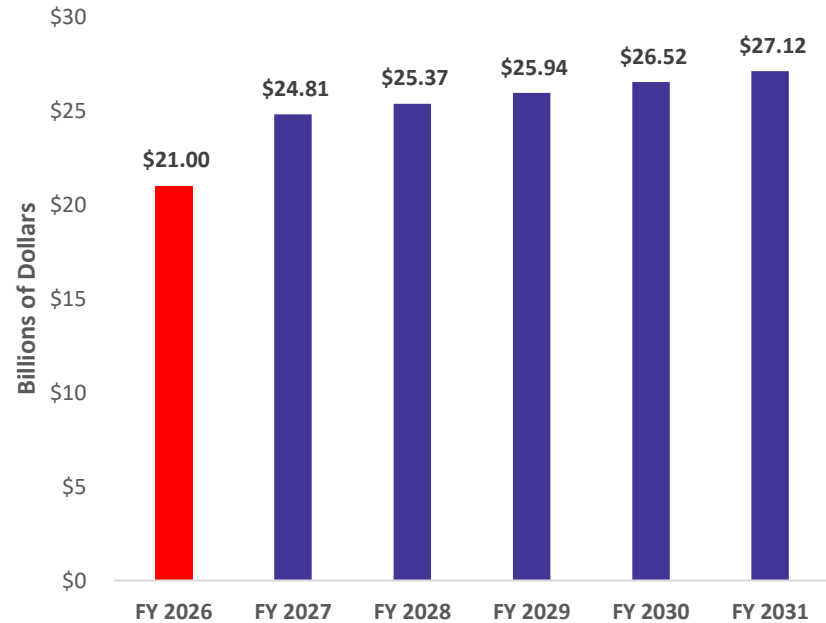


# APTA Rail Investment Recommendations

## IIJA Passenger Rail—\$102 Billion



## APTA Recommendation—\$130 Billion

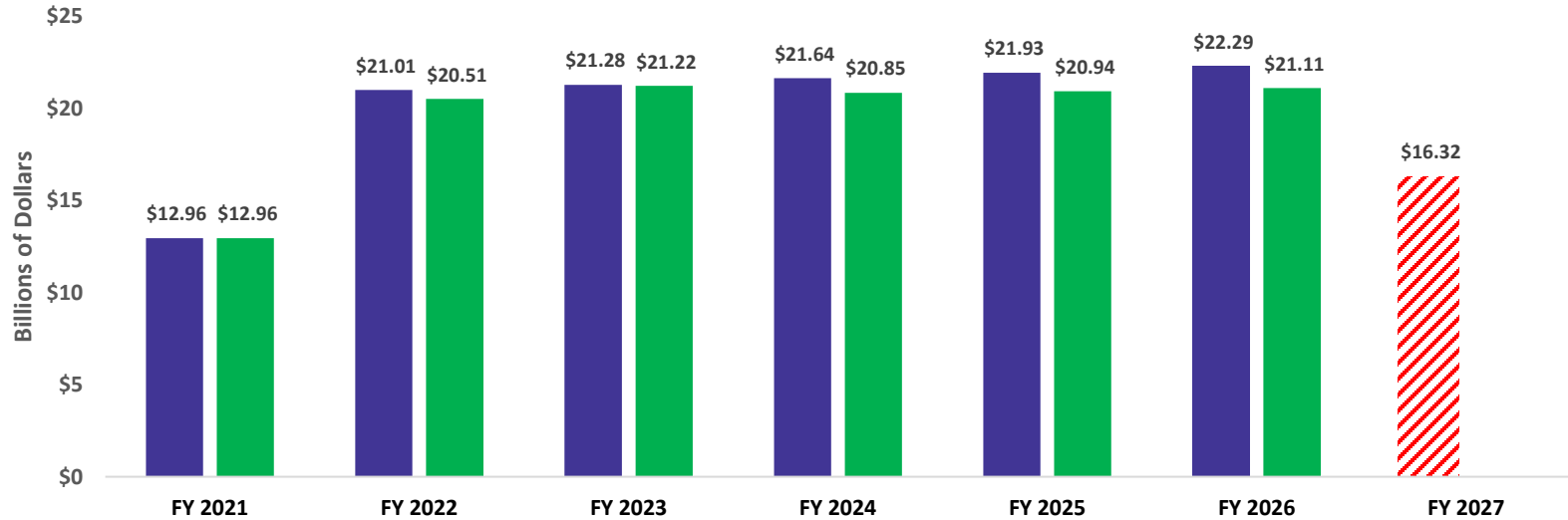


# Accelerating Project Delivery and Permitting

- ✓ Reform the CIG Program
- ✓ Eliminate FTA's Bus Spare Ratio Limitation
- ✓ Allow Transit Agencies to Undertake Certain NEPA Actions
- ✓ Allow Advance Acquisition of Real Property
- ✓ Streamline DOT's National Historic Preservation Act Implementation
- ✓ Establish a Centralized Buy America Database

# THUD Appropriations Act, 2026

## Public Transit



American  
Public Transportation  
Association

■ FAST Act/IJA Authorized

■ Transportation Appropriations Acts

▨ President's Budget

# Capital Investment Grants

## Consolidated Appropriations Act, 2026

*Provided further,* That the Secretary **shall** make allocations for amounts . . . **in accordance with the table** . . . no later than 120 days after the date of enactment of this Act...

*Provided further,* That no transfer of such funding levels may increase or decrease any funding level . . . by more than 10 percent...

Allocation of FTA Capital Investment Grants Funding	
New starts	Agreement
CA—BART Silicon Valley Phase II	\$100,000,000
CA—Transbay Downtown Rail Extension	100,000,000
FL—Northeast Corridor Rapid Transit Project	100,000,000
IL—Red Line Extension	350,000,000
MN—METRO Blue Line Extension [Bottineau LRT]	100,000,000
NJ/NY—Hudson Tunnel	700,000,000
NY—Second Avenue Subway Phase 2	307,300,000
SC—Lowcountry Rapid Transit	275,000,000
VA—Richmond Highway BRT	100,000,000
WA—Interstate Bridge Replacement [IBR] Program	100,000,000
Other new starts projects that may become ready	100,000,000
Core capacity	
MA—Green Line Transformation Core Capacity Program	100,000,000
UT—FrontRunner 2X	100,000,000
Small starts	
CA—Downtown Riverfront Streetcar	36,200,000
CA—Vermont Ave BRT	149,900,000
GA—MARTA Rapid Southlake	60,900,000
MA—Blue Hill Avenue Transit Action Plan	80,300,000
MD—Viers Mill Road Flash Bus Rapid Transit Project	141,800,000
NC—North-South BRT	117,400,000
OH—West Broad Street BRT	141,800,000
WA—Division Street Bus Rapid Transit Project	82,000,000
WI—Madison North-South BRT	118,100,000
Other small starts projects that may become ready	95,500,000
Expedited project delivery pilot program	
Any expedited project delivery projects that may become ready	100,000,000

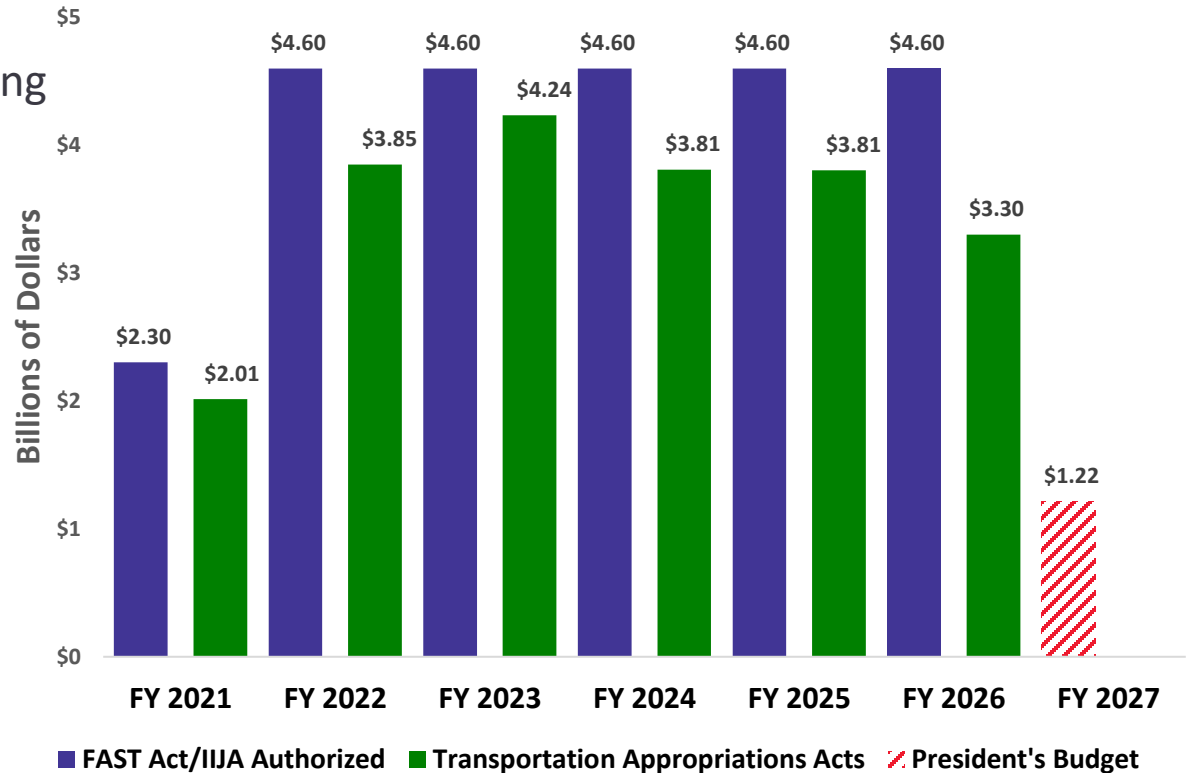
# CIG Projects

Includes 54 Projects requesting \$31.9 Billion in CIG Funds:

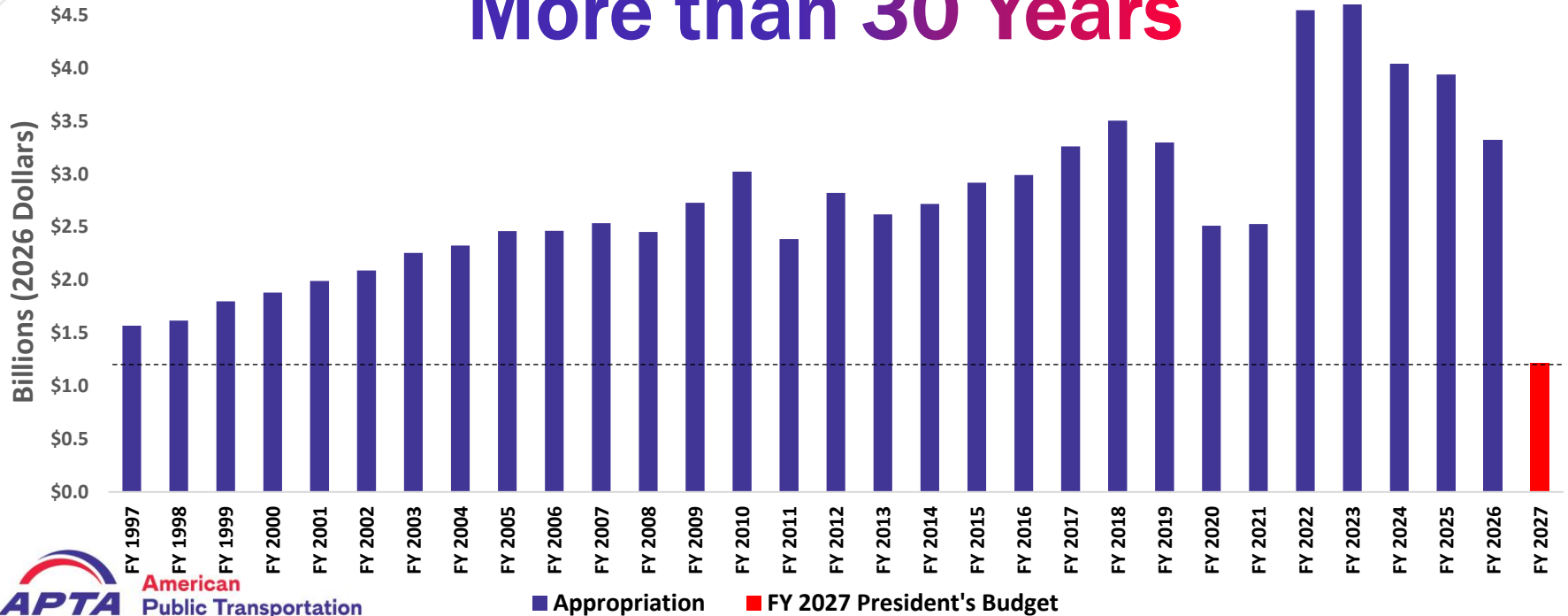
- ✓ 35 Bus Rapid Transit
- ✓ 7 Light Rail
- ✓ 3 Heavy Rail
- ✓ 4 Commuter Rail
- ✓ 4 Streetcar and
- ✓ 1 Light Rail and BRT



# THUD CIG Appropriations

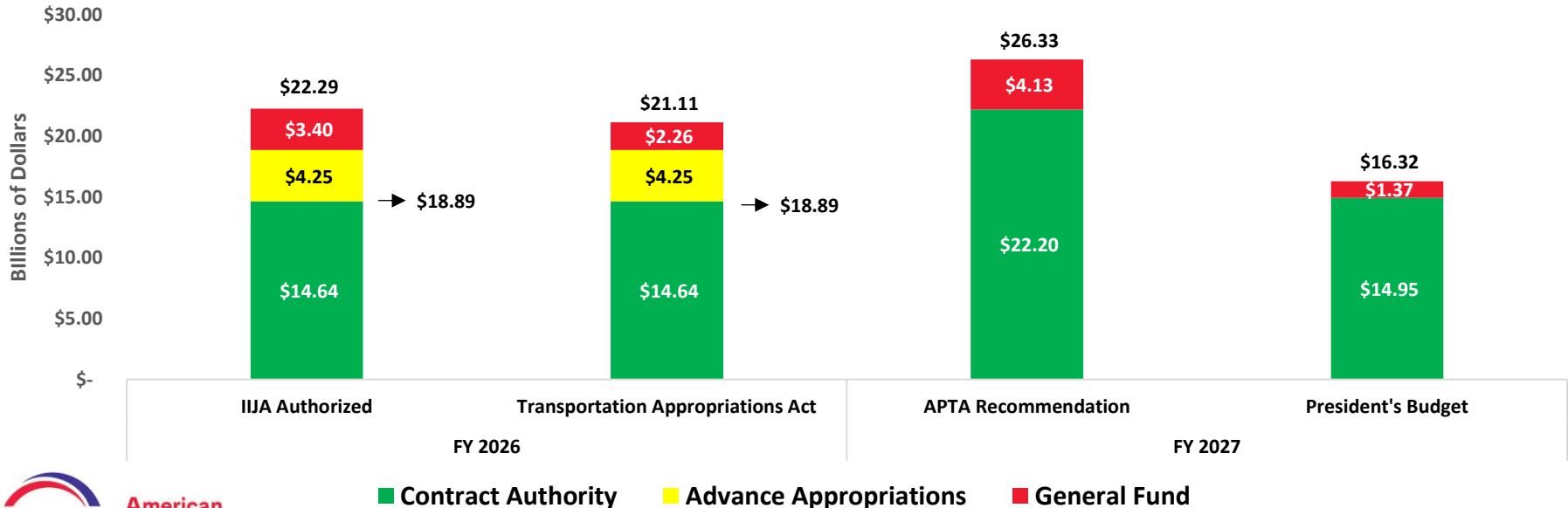


# Lowest CI&G Appropriation in More than 30 Years



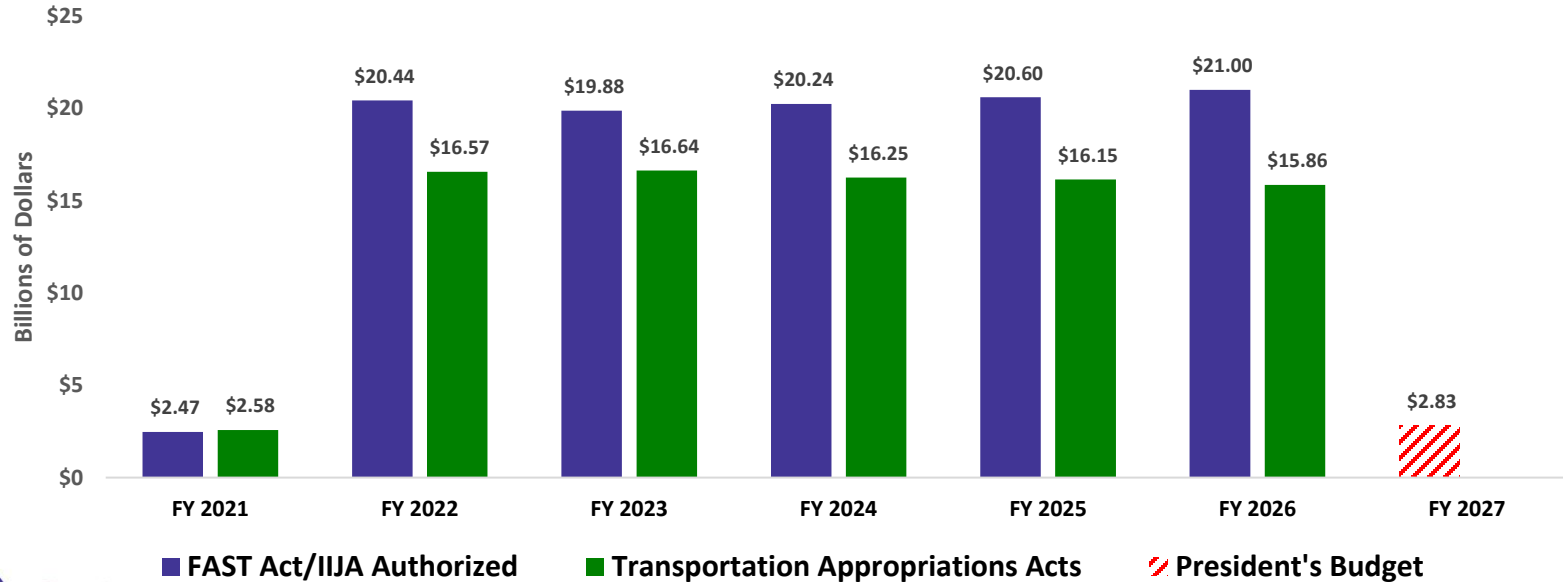
# THUD Appropriations Act, 2026

## Public Transit



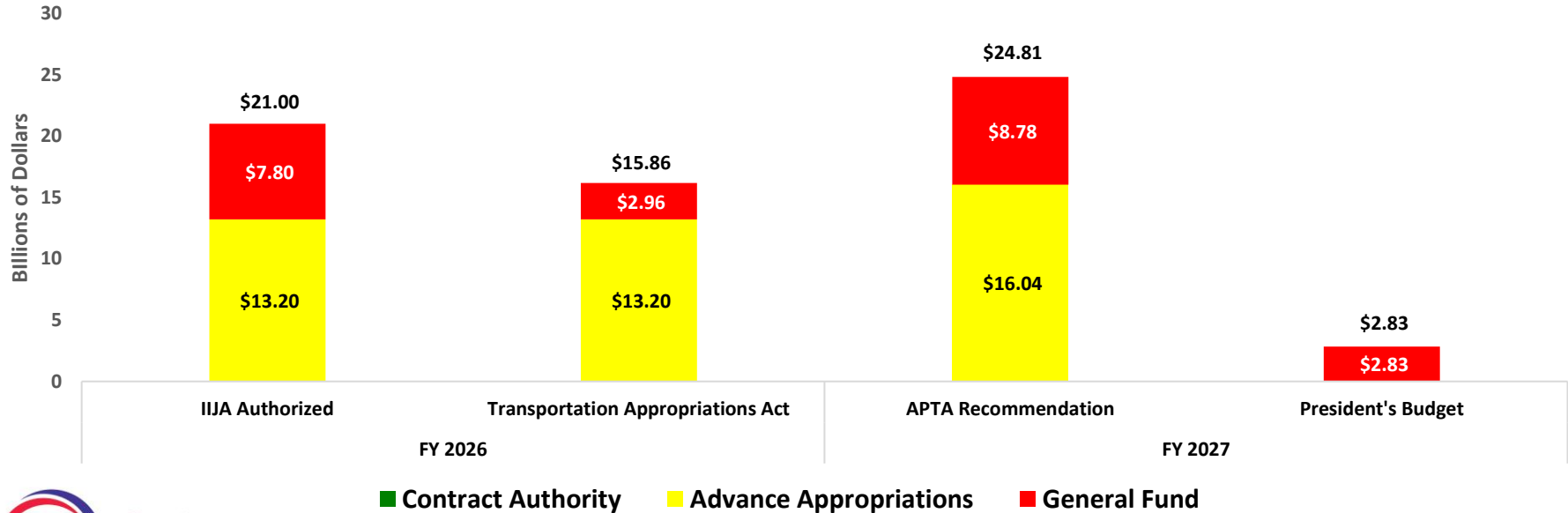
# THUD Appropriations Act, 2026

## Passenger and Freight Rail

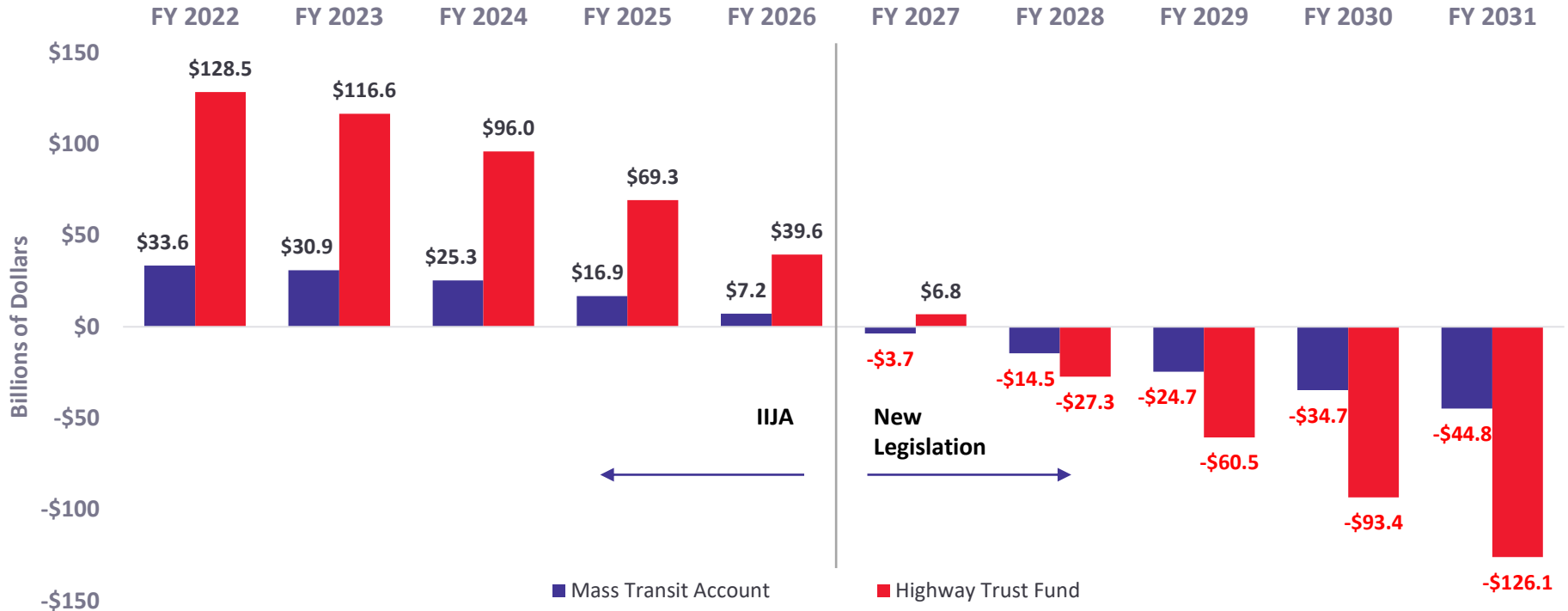


# THUD Appropriations Act, 2026

## Passenger and Freight Rail

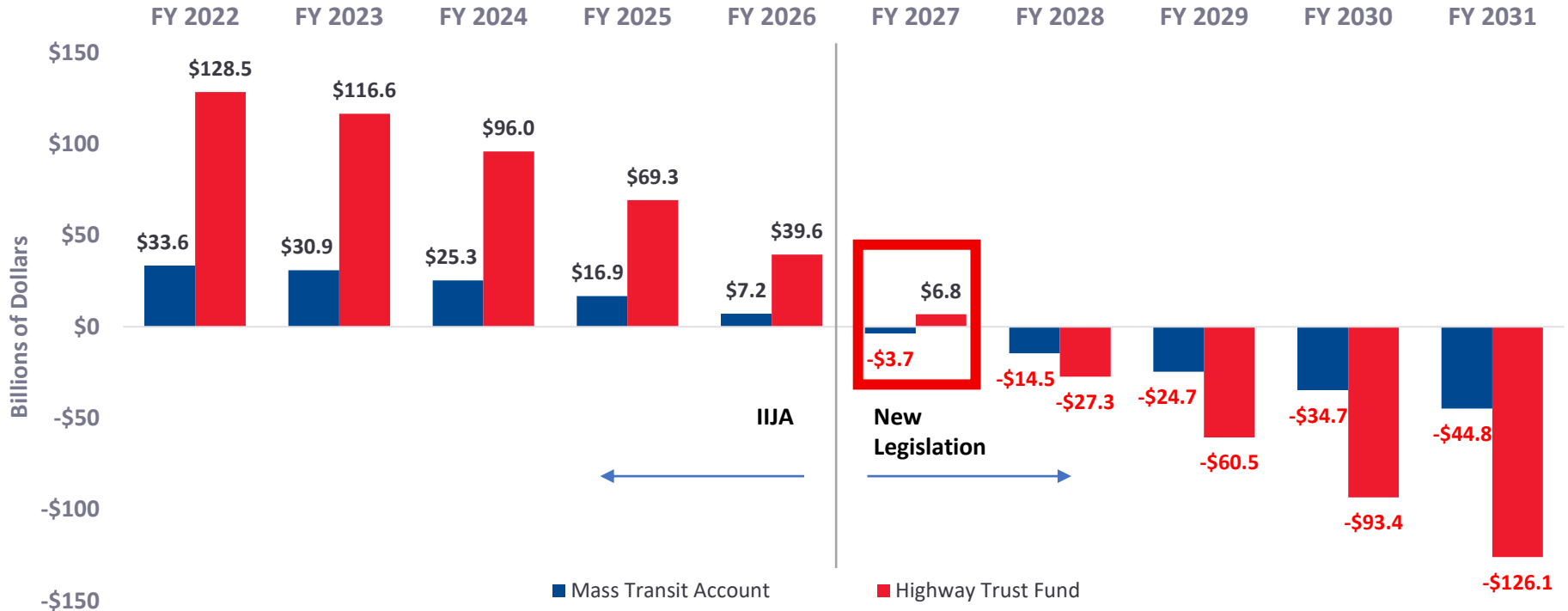


# Highway Trust Fund Shortfall



Based on February 2026 Congressional Budget Office Baseline. Amounts are adjusted for DOT "minimum prudent balances".

# Highway Trust Fund Shortfall



# Highway Trust Fund Registration Fee

- ✓ U.S. Chamber, APTA, Highway Users, ARTBA, and Others Propose Solution to Highway Trust Fund Shortfall
- ✓ Establish a Fee Based on Vehicle Weight Regardless of Propulsion Type or Fuel Economy
- ✓ Eliminate Existing Federal User Fee (e.g., Gas Tax, Truck Sale Excise Tax)



March 12, 2026

The Honorable Mike Johnson  
Speaker  
U.S. House of Representatives

The Honorable John Thune  
Majority Leader  
U.S. Senate

The Honorable Hakeem Jeffries  
Minority Leader  
U.S. House of Representatives

The Honorable Charles Schumer  
Minority Leader  
U.S. Senate

Dear Speaker Johnson, Minority Leader Jeffries, Majority Leader Thune, and Minority Leader Schumer:

The Congressional Budget Office's recent analysis of the Highway Trust Fund's (HTF) financial health underscores the urgent need for meaningful reforms to the "user fee" system as part of the next surface transportation reauthorization. We urge you to restore fairness and fiscal responsibility to federal investments in our nation's roads, bridges, and transit systems.

For over 70 years, motorists have contributed to the building and maintenance of our nation's surface transportation network through federal "user fees" on gasoline, diesel, and other motor vehicle-related excise taxes. This innovative framework made possible a fair and fiscally responsible method to build and maintain this network by having those who use and benefit from it contribute to its upkeep. Importantly, it financed a public works project that transformed the direction of our nation for the better.<sup>1</sup>

However, American travel is evolving. Many of our organizations, along with State leaders, labor groups, and other stakeholders, have historically called on Congress to support reasonable solutions, like increasing fuel taxes to maintain the integrity of this fair and fiscally responsible framework. But Congress last adjusted the user fee in 1993 when gasoline averaged \$1.11 per gallon—despite repeated warnings on the need for reform in the years since.<sup>2</sup>

Today, we propose a new approach: eliminate all existing federal user fees, including gasoline and diesel taxes and the Federal Excise Tax on commercial trucks and trailers, and establish a fee based on vehicle weight regardless of powertrain type or fuel economy. This model would ensure that all vehicles contribute equitably to the

# Advance Appropriations



To Ellis Street EXIT

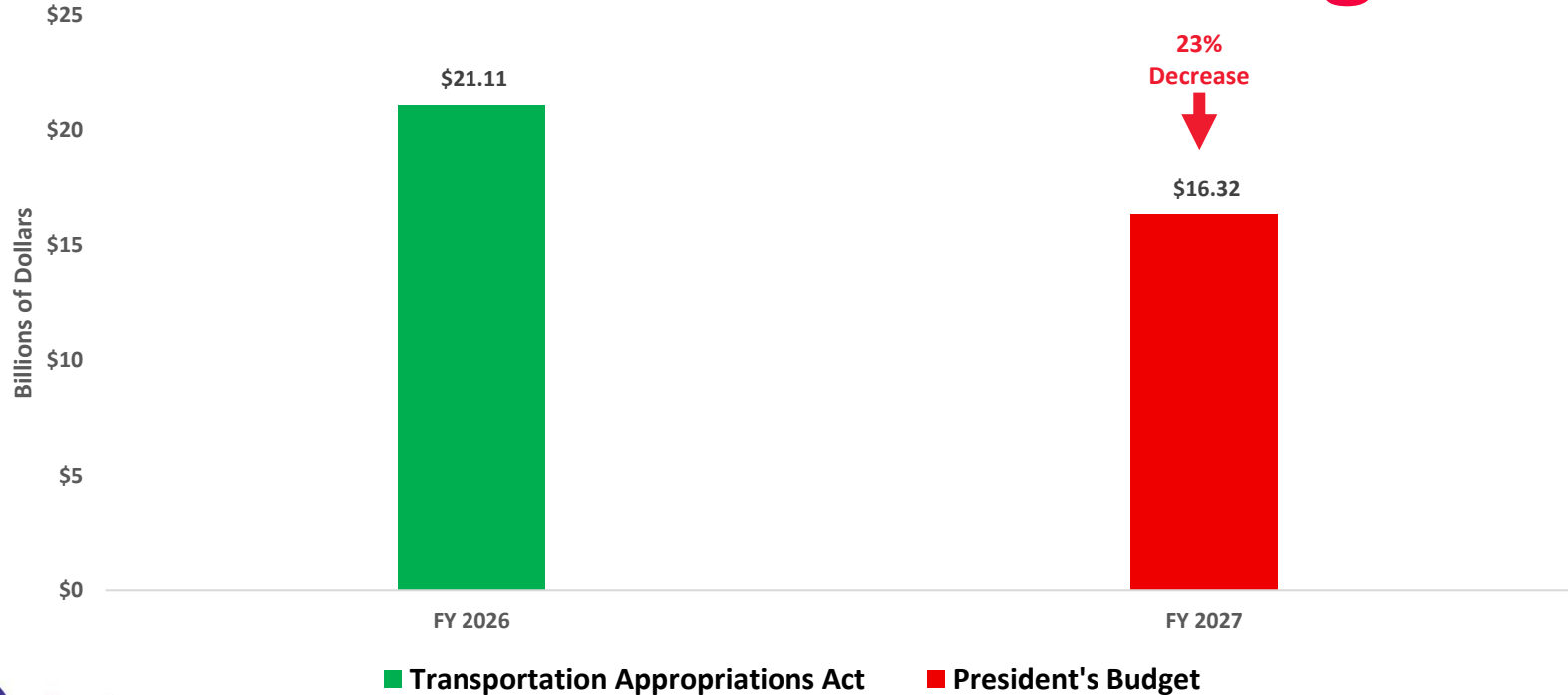
Southbound  
To Five Pts Airport

Directory

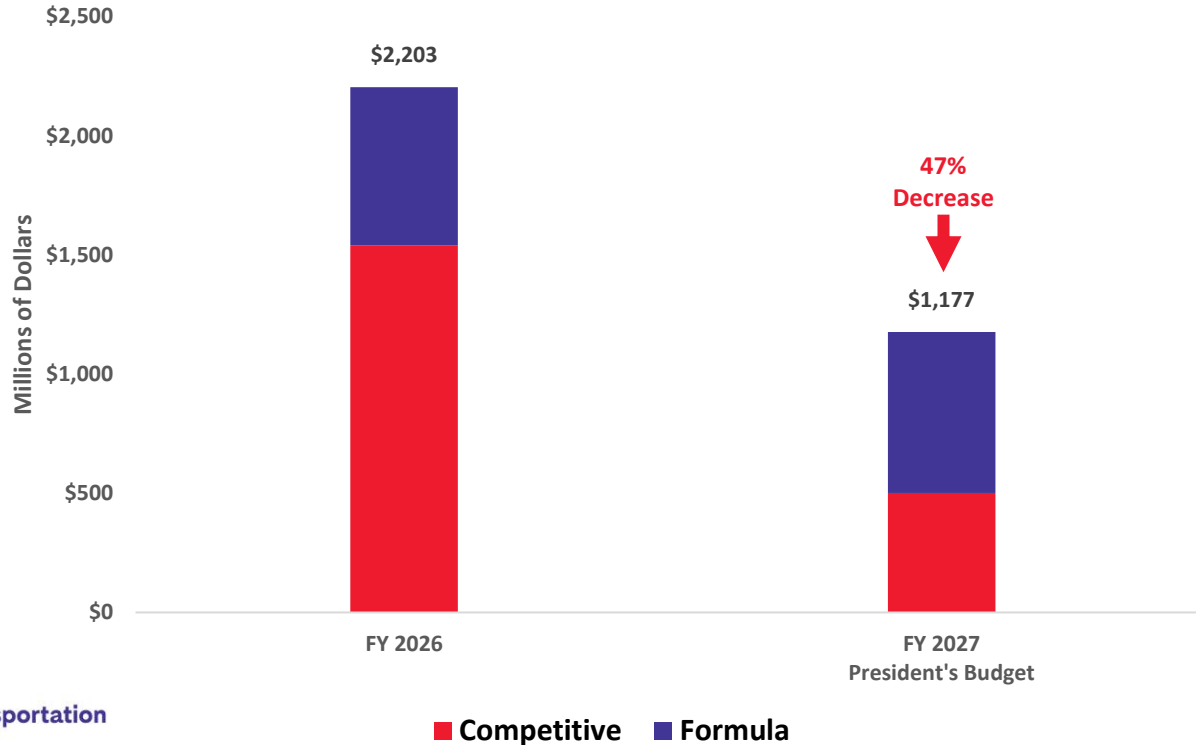
# President's Budget Eliminates Advance Appropriations

- ✓ Capital Investment Grants (-\$1.6 billion)
- ✓ Low or No Emission Competitive Grants (-\$1.05 billion)
- ✓ State of Good Repair grants (-\$950 million)
- ✓ All Station Accessibility Program (-\$350 million)
- ✓ Ferry Competitive Grants (-\$250 million)
- ✓ Federal-State Partnership for Intercity Passenger Rail (-\$7.2 billion)
- ✓ Railroad Crossing Elimination Grants (-\$500 million)

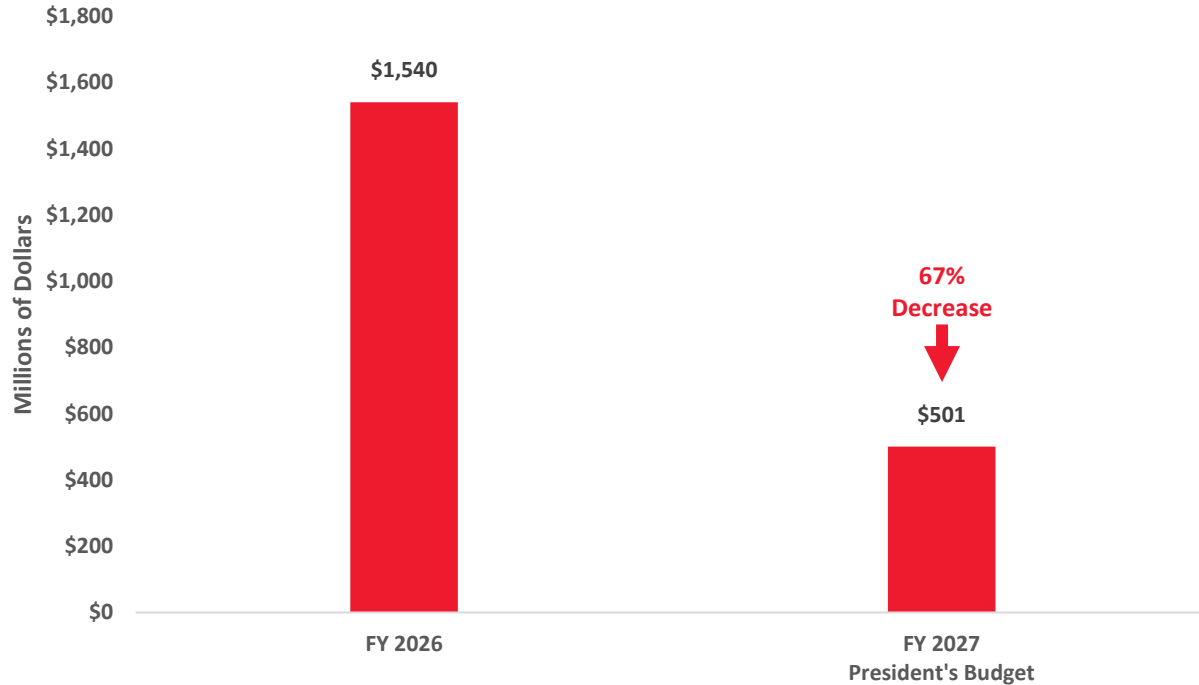
# Total Public Transit Funding



# Bus & Bus Facilities Total Funding



# Bus & Bus Facilities Competitive Funding



# Passenger and Freight Rail Funding



■ Transportation Appropriations Act

■ President's Budget

# IIJA Advance Appropriations

- ✓ Department of Transportation
  - ✓ Transit
  - ✓ Freight and Passenger Rail
  - ✓ Highway
  - ✓ FAA, MARAD, others
  
- ✓ Also... ~\$62 billion for energy; \$55 billion for water infrastructure; \$42 billion for broadband...



Infrastructure Investments and Jobs Appropriations Act		
(Budget authority in millions of dollars)		
Agency/Program	2025	2026
<b>Department of Agriculture</b>		
Capital Improvement and Maintenance	72	72
Forest and Rangeland Research	2	2
State and Private Forestry	305	305
National Forest System	530	530
Wildland Fire Management	36	36
<b>Department of Commerce</b>		
Operations, Research, and Facilities	516	507
Pacific Coastal Salmon Recovery	34	34
Digital Equity	550	550
<b>Department of Energy</b>		
Fossil Energy	1,450	1,317
Electricity	1,810	1,810
Nuclear Energy	1,200	1,200
Energy Efficiency and Renewable Energy	1,945	1,945
Cybersecurity, Energy Security, and Emergency Response	100	100
Office of Clean Energy Demonstrations	4,529	2,900
<b>Department of Health and Human Services</b>		
Indian Health Facilities	700	700
Low Income Home Energy Assistance	100	100
<b>Department of Homeland Security</b>		
Cybersecurity Response and Recovery Fund	20	20
Federal Assistance, Federal Emergency Management Agency	200	100
Disaster Relief Fund	200	200
National Flood Insurance Fund	700	700
<b>Department of the Interior</b>		
Bureaus and Offices	1,660	1,660
Surveys, Investigations, and Research	69	64
Resource Management	91	61
Operation of Indian Programs	43	43
Construction, Bureau of Indian Affairs	50	50
Departmental Operations	142	142
Wildland Fire Management	263	263
<b>Department of Transportation</b>		
National Infrastructure Investments	2,500	2,500
National Culvert Removal, Replacement, and Restoration Grants	200	200
Strengthening Mobility and Revitalizing Transportation Grant Program	100	100
Safe Streets and Roads for All	1,000	1,000
Facilities and Equipment	1,000	1,000
Airport Terminal Program	1,000	1,000
Airport Infrastructure Grants	3,000	3,000
Highway Infrastructure Programs	9,454	9,454
Motor Carrier Safety Grants	125	125
Motor Carrier Safety Operations and Programs	19	19
Vehicle Safety and Behavioral Research Programs	110	110
Crash Data	150	150
Supplemental Highway Traffic Safety Programs	62	62
Federal-State Partnership for Intercity Passenger Rail Grants	7,200	7,200
Railroad Crossing Elimination Program	600	600
Northeast Corridor Grants to the National Railroad Passenger Corporation	1,200	1,200
National Network Grants to the National Railroad Passenger Corporation	3,200	3,200
Consolidated Rail Infrastructure and Safety Improvements	1,000	1,000
ADVANCE APPROPRIATIONS—Continued		
Infrastructure Investments and Jobs Appropriations Act—Continued		
Agency/Program	2025	2026
Capital Investment Grants	1,600	1,600
Electric or Low-Emitting Ferry Program	50	50
All Stations Accessibility Program	350	350
Ferry Service for Rural Communities	200	200
Transit Infrastructure Grants	2,050	2,050
Natural Gas Distribution Infrastructure Safety and Modernization	200	200
Port Infrastructure Development Program	450	450
<b>Environmental Protection Agency</b>		
State and Tribal Assistance Grants	11,621	11,621
Environmental Programs and Management	387	387
<b>Appalachian Regional Commission</b>		
Appalachian Regional Commission	200	200
<b>Federal Permitting Improvement Steering Council</b>		
Environmental Review Improvement Fund	1	—
<b>Total, IIJA Advance Appropriations</b>	<b>66,124</b>	<b>65,985</b>

# 38 Senators Support Public Transit Advance Appropriations

- ✓ Led by Senator Reed (D-RI)
- ✓ Urges at least \$21.25 billion in Advance Appropriations over next Five Years
- ✓ At least 20 percent Share of New Trust Fund Revenues to the Mass Transit Account

United States Senate  
WASHINGTON, DC 20510

February 27, 2026

The Honorable Tim Scott Chair Senate Committee on Banking, Housing, and Urban Affairs Washington, DC 20510	The Honorable Elizabeth Warren Ranking Member Senate Committee on Banking, Housing, and Urban Affairs Washington, DC 20510
The Honorable Susan Collins Chair Senate Committee on Appropriations Washington, DC 20510	The Honorable Patty Murray Vice Chair Senate Committee on Appropriations Washington, DC 20510

Dear Chair Scott, Ranking Member Warren, Chair Collins, and Vice Chair Murray:

As the Senate works to develop a surface transportation reauthorization bill this year, we write to urge you to ensure that robust public transportation funding levels are maintained through both the Banking Committee's transit title and through advanced appropriations. Specifically, we urge you to ensure that no less than 20 percent of new Highway Trust Fund monies is allocated to the Mass Transit Account and at least \$21.25 billion in additional transit funding is provided through advanced appropriations in a five-year reauthorization bill.

This level of funding will ensure that we do not lose ground on the bipartisan investments made in the Infrastructure Investment and Jobs Act (IIJA) of 2021.

With more than \$ billion transit trips taken last year, millions of Americans rely on public transportation to get to work, school, doctors' appointments, and more. Transit also makes our transportation system more efficient and opens the doors of economic opportunity, particularly for those who do not drive or cannot afford their own vehicles.

In addition to the benefits to our transportation network, public transit also creates good-paying jobs across the nation and across all sectors of the economy. Over 430,000 people are directly employed through public transit, and millions more jobs are supported by the \$77 billion in transit spending that flows to the private sector. Indeed, a network of 3,000 private-sector companies, spanning 49 States, supports our public transit infrastructure while boosting the economy.

Recognizing the critical role that public transit plays in our nation's transportation system and economy, the next surface transportation reauthorization should follow the precedent set under President Reagan in 1982 and provide no less than 20 percent of new Highway Trust Fund monies to raise the baseline levels in the Mass Transit Account.

Separately, the new reauthorization should continue to provide advanced appropriations at least equal to the levels included in the bipartisan IIJA. The \$21.25 billion in advanced appropriations



# APTA Advocacy



American  
Public Transportation  
Association

# Advocacy Message

- ✓ **Maintain and Build upon Guaranteed Funding\*  
in Surface Transportation Authorization Act**

\*Guaranteed Funding

- ✓ Contract Authority (Highway Trust Fund)
- ✓ Advance Appropriations

# Public Transportation Delivers:

- ✓ \$5 in Long-Term Economic Return for Every \$1 Invested
- ✓ 41,400 jobs Created or Sustained per \$1 Billion Invested
- ✓ 77 Percent of Federal Investments Flow to the Private Sector
- ✓ 3,000 Suppliers in 1,700 Communities across 50 States



## Economic Impact of Public Transportation Investment

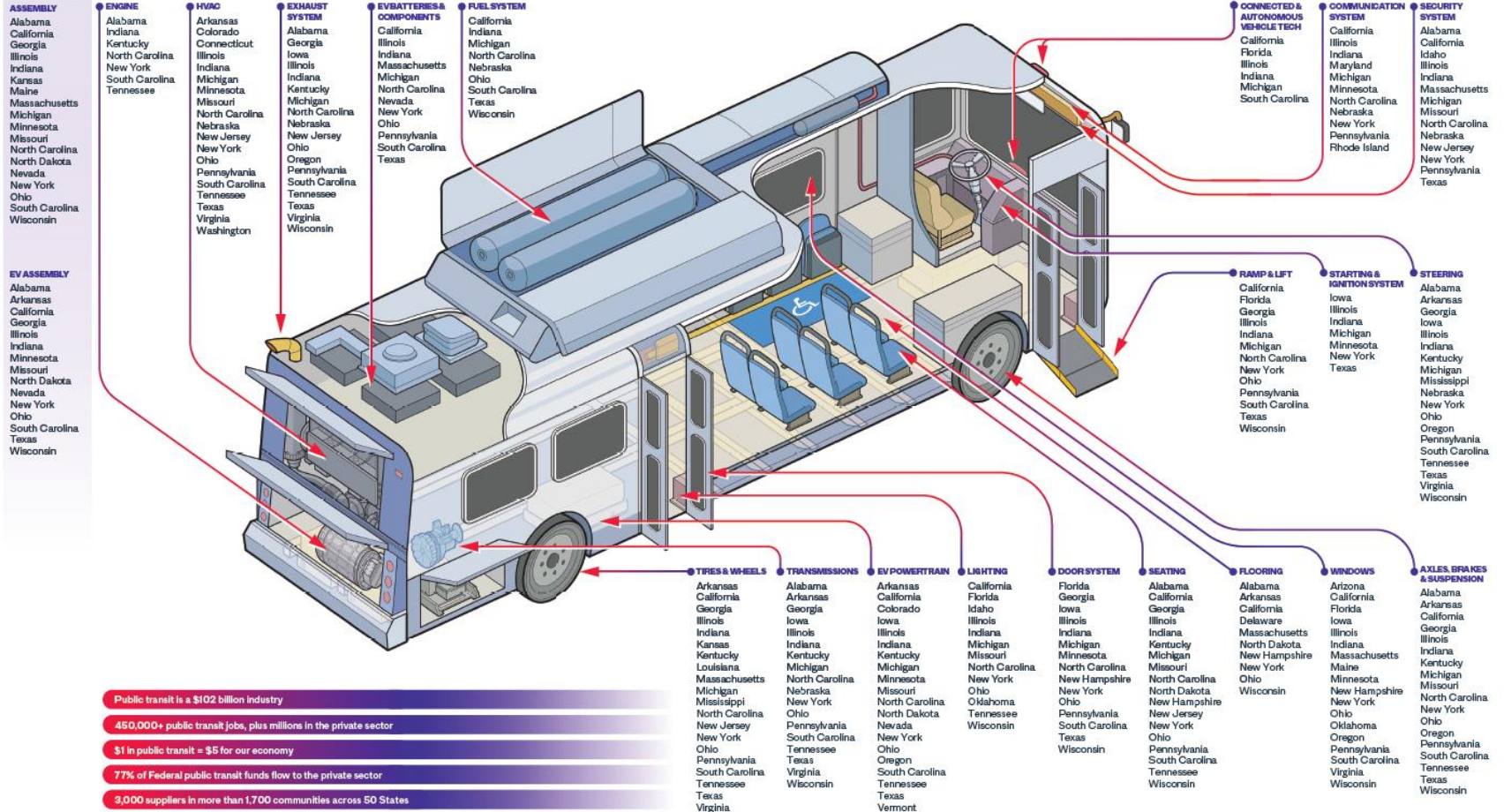
FEBRUARY 2026

# Every Public Transit Dollar Strengthens American Manufacturing

Creating family-wage jobs, fueling small businesses, and driving billions in private-sector growth across every State



## BUS MANUFACTURING SCHEMATIC



- Public transit is a \$102 billion industry
- 450,000+ public transit jobs, plus millions in the private sector
- \$1 in public transit = \$5 for our economy
- 77% of Federal public transit funds flow to the private sector
- 3,000 suppliers in more than 1,700 communities across 50 States

# Every Public Transit Dollar Strengthens American Manufacturing

Creating family-wage jobs, fueling small businesses, and driving billions in private-sector growth across every State



## RAILCAR MANUFACTURING SCHEMATIC

### ASSEMBLY

Alabama  
California  
Georgia  
Iowa  
Illinois  
Indiana  
Kansas  
Kentucky  
Massachusetts  
Missouri  
Nebraska  
New Jersey  
New York  
Ohio  
Pennsylvania  
Utah  
Virginia

### COUPLERS

Arkansas  
California  
Illinois  
Indiana  
Missouri  
Mississippi  
North Carolina  
New Jersey  
New York  
Ohio  
Pennsylvania  
South Carolina  
Texas  
Virginia

### HVAC

Colorado  
Connecticut  
Delaware  
Georgia  
Illinois  
Indiana  
Maryland  
Minnesota  
Nebraska  
New York  
Ohio  
Pennsylvania  
South Carolina  
Texas  
Virginia

### WHEELS

Alabama  
California  
Georgia  
Iowa  
Illinois  
Indiana  
Kansas  
Kentucky  
Missouri  
Nebraska  
New York  
Ohio  
Pennsylvania  
Virginia

### BRAKES & SUSPENSIONS

Georgia  
Indiana  
Maryland  
North Carolina  
New Hampshire  
New Jersey  
New York  
Oregon  
Pennsylvania  
South Carolina  
Tennessee  
Texas  
Wisconsin

### DOOR SYSTEMS

Alabama  
Arizona  
California  
Delaware  
Florida  
Georgia  
Idaho  
Indiana  
Massachusetts  
Maine  
Michigan  
New Hampshire  
New York  
Ohio  
Oklahoma  
Oregon  
Pennsylvania  
Texas  
Virginia

### WINDOWS

Alabama  
Arizona  
California  
Delaware  
Florida  
Georgia  
Idaho  
Indiana  
Massachusetts  
Maine  
Michigan  
New Hampshire  
New York  
Ohio  
Oklahoma  
Oregon  
Pennsylvania  
Texas  
Virginia

### SEATING

Alabama  
California  
Delaware  
Iowa  
Illinois  
Indiana  
Kansas  
Michigan  
New Jersey  
New York  
Ohio  
Pennsylvania  
Tennessee  
Virginia  
Wisconsin

### FLOORING

California  
Connecticut  
Delaware  
Kansas  
New Hampshire  
New Jersey  
New York  
Ohio  
Pennsylvania  
Utah  
Wisconsin

### LIGHTING

California  
Florida  
Illinois  
Indiana  
Missouri  
North Carolina  
New York  
Texas  
Virginia  
Wisconsin

### ELECTRIC GENERATOR

California  
Arkansas  
California  
Florida  
Georgia  
Iowa  
Idaho  
Illinois  
Kansas  
Kentucky  
New York  
Ohio  
Oregon  
Pennsylvania  
Washington

### TRUCK SYSTEM

California  
Georgia  
Illinois  
Indiana  
Kansas  
Kentucky  
Minnesota  
Missouri  
North Carolina  
New York  
Ohio  
Pennsylvania  
South Carolina  
Texas  
Washington

### TRACTION MOTORS

Alabama  
Arkansas  
California  
Florida  
Georgia  
Illinois  
Indiana  
Kansas  
Kentucky  
Michigan  
Minnesota  
Missouri  
North Carolina  
Nebraska  
New York  
Ohio  
Pennsylvania  
South Carolina  
Tennessee  
Virginia

### MONITORING & DIAGNOSTIC SYSTEM

California  
Colorado  
Florida  
Georgia  
Iowa  
Illinois  
Indiana  
Kansas  
Kentucky  
Maryland  
Michigan  
Minnesota  
Missouri  
New Jersey  
Nevada  
New York  
Ohio  
South Carolina  
Texas  
Virginia  
Washington  
Wisconsin  
Wyoming

### DRIVING CONTROL SYSTEM

Alabama  
California  
California  
Connecticut  
Georgia  
Iowa  
Illinois  
Indiana  
Kansas  
Kentucky  
Maryland  
Michigan  
Missouri  
Nebraska  
New Jersey  
New York  
Ohio  
Oregon  
Pennsylvania  
South Carolina  
Texas  
Virginia  
Washington  
Wisconsin

### COMMUNICATION SYSTEM

Arizona  
California  
Florida  
Georgia  
Iowa  
Illinois  
Indiana  
Kentucky  
Massachusetts  
Maryland  
Michigan  
Minnesota  
Missouri  
North Carolina  
New Jersey  
Nevada  
New York  
Ohio  
Oregon  
Pennsylvania  
South Carolina  
Texas  
Virginia  
Washington

### SECURITY SYSTEM

Alabama  
California  
Florida  
Georgia  
Iowa  
Illinois  
Indiana  
Massachusetts  
Maryland  
Michigan  
Minnesota  
Missouri  
North Carolina  
New Jersey  
New York  
Pennsylvania  
South Carolina  
Texas  
Washington  
Wisconsin

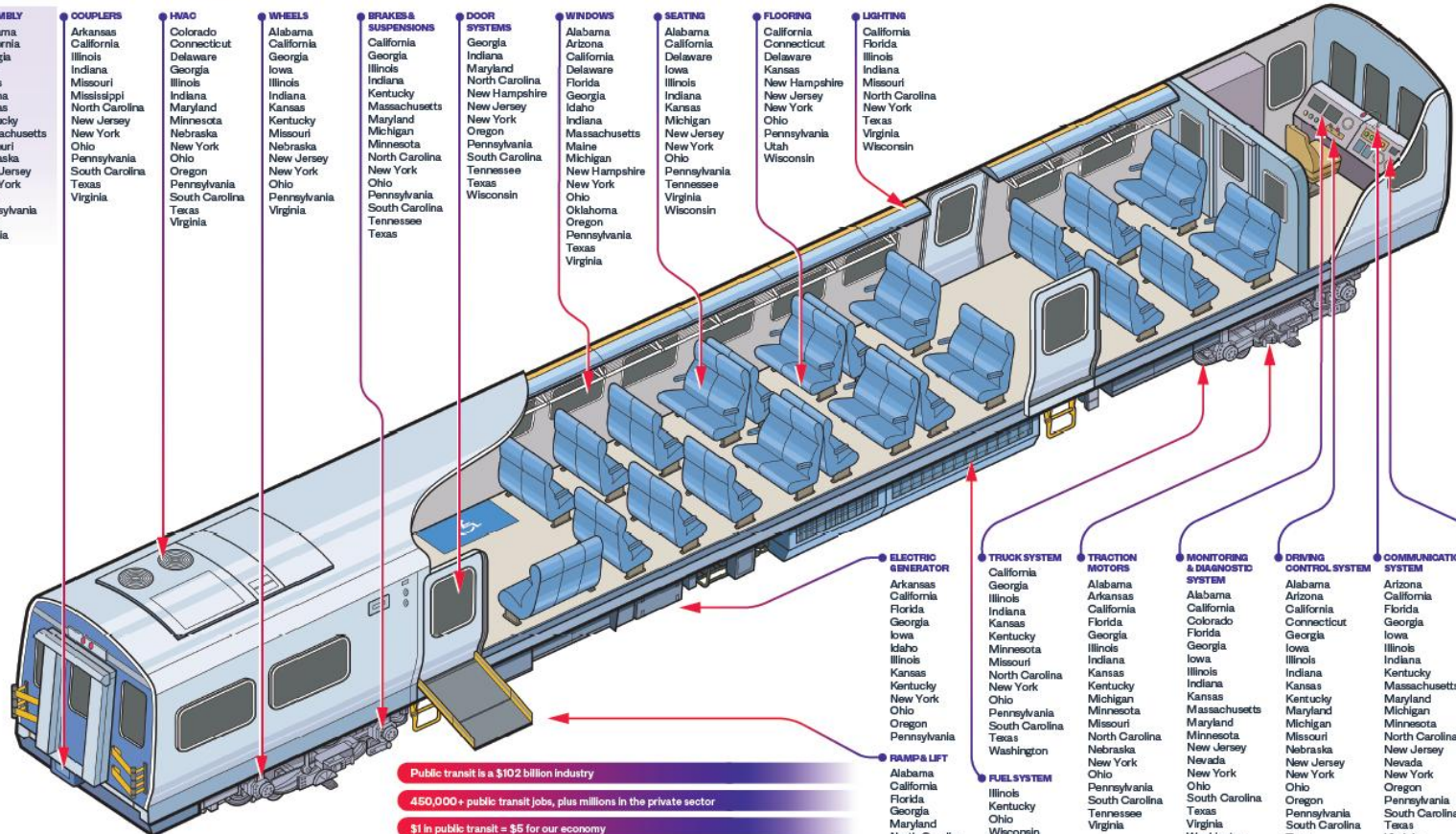
Public transit is a \$102 billion industry

450,000+ public transit jobs, plus millions in the private sector

\$1 in public transit = \$5 for our economy

77% of Federal public transit funds flow to the private sector

9,000 suppliers in more than 1,700 communities across 50 States



# Every Public Transit Dollar Strengthens American Manufacturing

Creating family-wage jobs, fueling small businesses, and driving billions in private-sector growth across every State



## BUS MAINTENANCE FACILITY SCHEMATIC

### DIESEL FUELING

Alabama  
Arkansas  
California  
Georgia  
Iowa  
Maryland  
Minnesota  
Ohio  
Pennsylvania  
South Carolina  
Tennessee  
Texas

### CNG FUELING

Alabama  
California  
Massachusetts  
Pennsylvania  
Utah  
Wisconsin

### HYDROGEN FUELING

Michigan  
Pennsylvania  
Utah  
Wisconsin

### CHARGING INFRASTRUCTURE

California  
Illinois  
Indiana  
Michigan  
Minnesota  
New York  
Ohio  
South Carolina  
Texas  
Utah  
Wisconsin

### TOOLS & EQUIPMENT

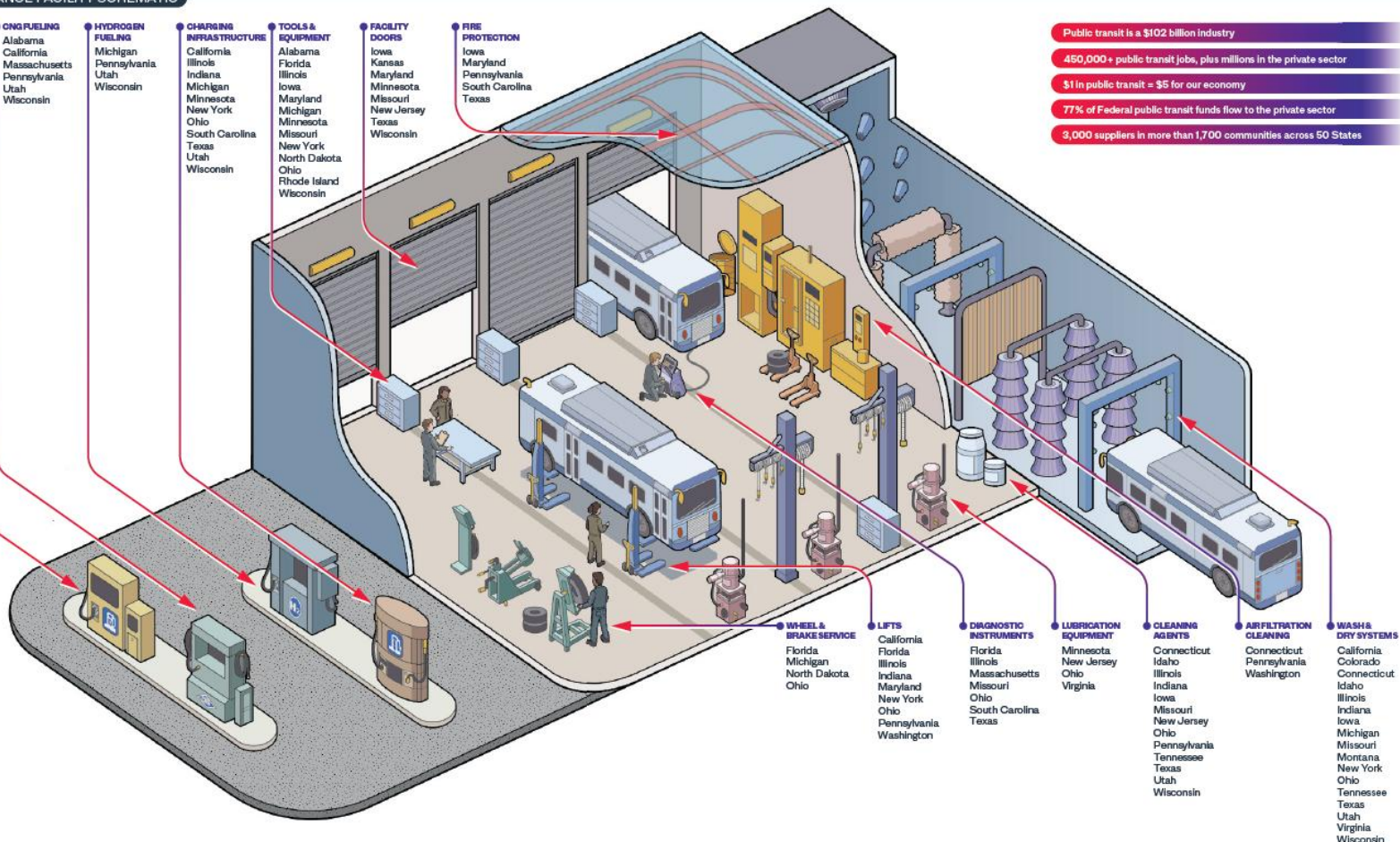
Alabama  
Florida  
Illinois  
Iowa  
Maryland  
Michigan  
Minnesota  
Missouri  
New York  
North Dakota  
Ohio  
Rhode Island  
Wisconsin

### FACILITY DOORS

Iowa  
Kansas  
Maryland  
Minnesota  
Missouri  
New Jersey  
Texas  
Wisconsin

### FIRE PROTECTION

Iowa  
Maryland  
Pennsylvania  
South Carolina  
Texas



Public transit is a \$102 billion industry

450,000+ public transit jobs, plus millions in the private sector

\$1 in public transit = \$5 for our economy

77% of Federal public transit funds flow to the private sector

3,000 suppliers in more than 1,700 communities across 50 States

### WHEEL & BRAKE SERVICE

Florida  
Michigan  
North Dakota  
Ohio

### LIFTS

California  
Florida  
Illinois  
Indiana  
Maryland  
New York  
Ohio  
Pennsylvania  
Washington

### DIAGNOSTIC INSTRUMENTS

Florida  
Illinois  
Massachusetts  
Missouri  
Ohio  
South Carolina  
Texas

### LUBRICATION EQUIPMENT

Minnesota  
New Jersey  
Ohio  
Virginia

### CLEANING AGENTS

Connecticut  
Idaho  
Illinois  
Indiana  
Iowa  
Missouri  
New Jersey  
Ohio  
Pennsylvania  
Tennessee  
Texas  
Utah  
Wisconsin

### AIR FILTRATION CLEANING

Connecticut  
Pennsylvania  
Washington

### WASH & DRY SYSTEMS

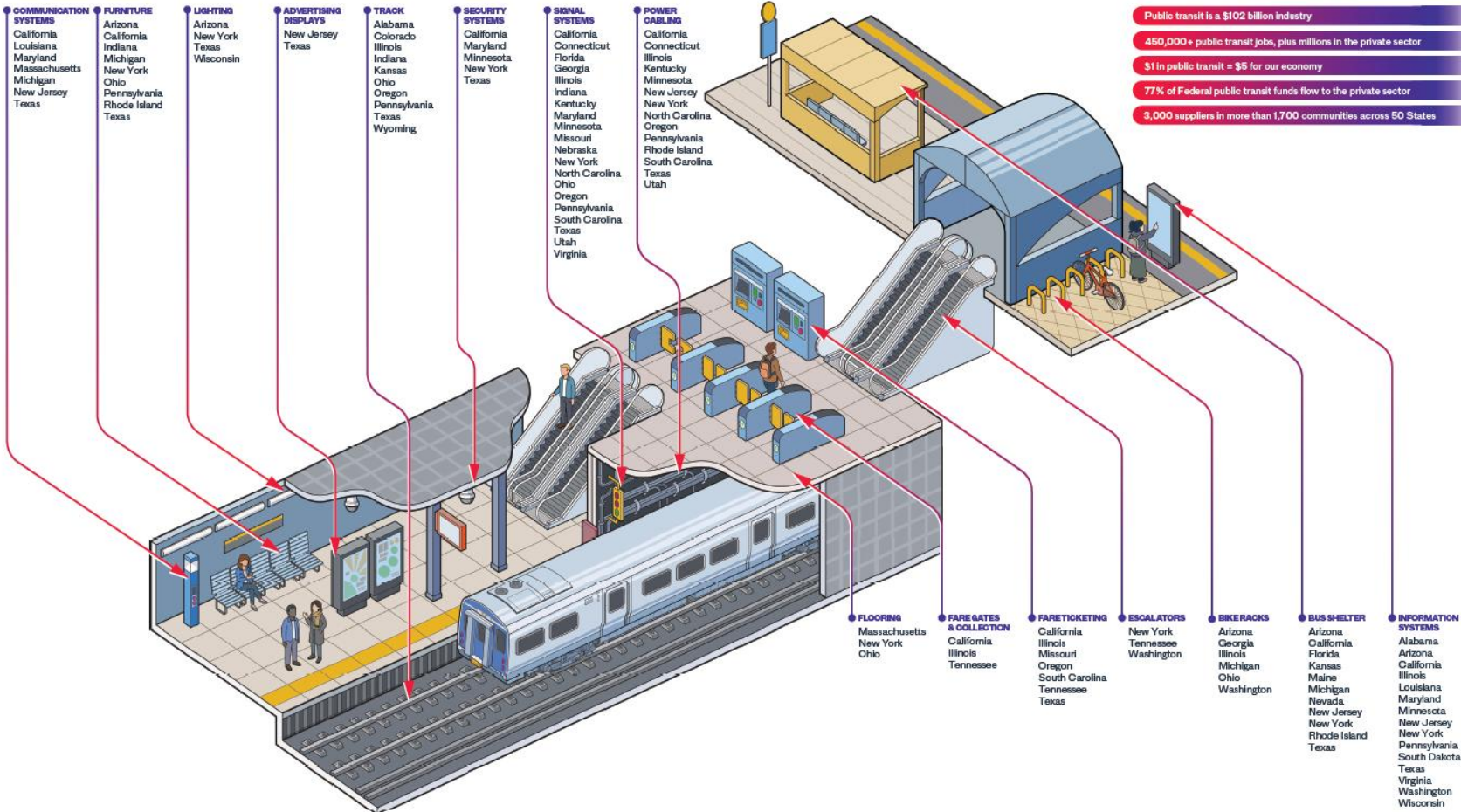
California  
Colorado  
Connecticut  
Idaho  
Illinois  
Indiana  
Iowa  
Michigan  
Missouri  
Montana  
New York  
Ohio  
Tennessee  
Texas  
Utah  
Virginia  
Wisconsin

# Every Public Transit Dollar Strengthens American Manufacturing

Creating family-wage jobs, fueling small businesses, and driving billions in private-sector growth across every State

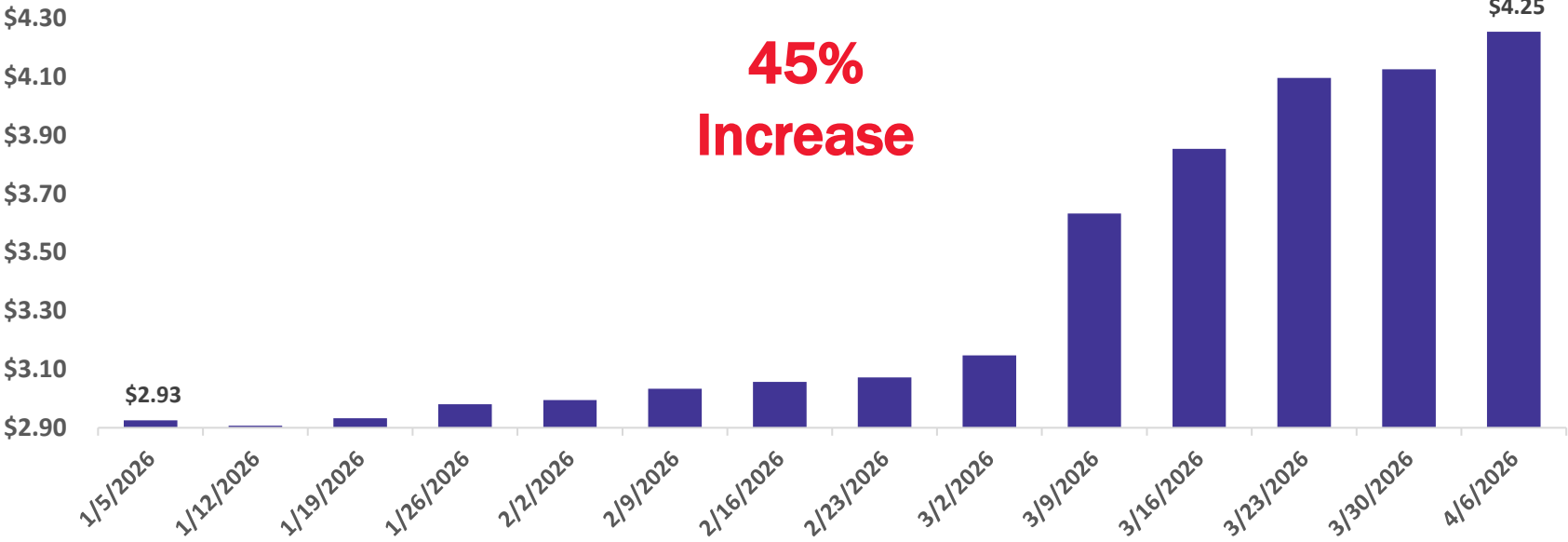


## RAIL STATION SCHEMATIC



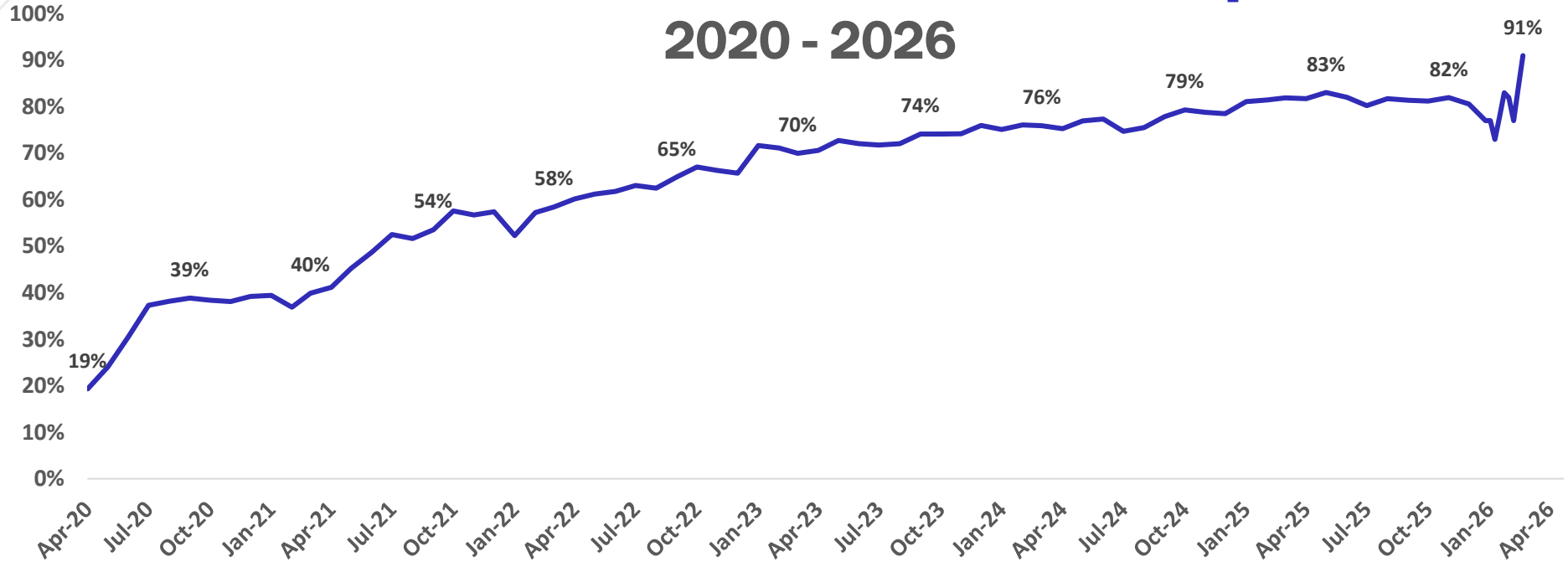
# Retail Gasoline Prices

January 2026 – Present



# U.S. Public Transit Ridership

## 2020 - 2026



# Coalition Advocacy

U.S. Chamber of Commerce  
**American Public Transportation Association**  
Airports Council International - North America  
American Cement Association  
American Council of Engineering Companies  
American Highway Users Association  
American Road & Transportation Builders Association  
American Society of Civil Engineers  
American Trucking Associations  
Associated Equipment Distributors  
Associated General Contractors of America  
Association of Equipment Manufacturers  
Intermodal Association of North America  
International Union of Operating Engineers  
Laborers International Union of North America  
National Association of Counties  
National Association of Manufacturers  
National Industrial Transportation League  
National League of Cities  
National Stone, Sand & Gravel Association  
Transport Workers Union of America  
Transportation Intermediaries Association  
Transportation Trades Department, AFL-CIO  
U.S. Travel Association  
United for Infrastructure



**American  
Public Transportation  
Association**

Move America  
Coalition Unites to  
Modernize U.S.  
Infrastructure



# Part by part, public transportation powers jobs, businesses, and communities.

**APTA** American Public Transportation Association

Public transit is made in America.

77% of federal transit funding flows to the private sector.



# Questions?



# APTA Advocacy Messaging and Communications



American  
Public Transportation  
Association



American  
Public Transportation  
Association

# 2026 ADVOCACY CAMPAIGN

*Public transportation drives our economy, connects our communities, and moves America forward. **That's Transit.***



# 2026 Strategy

**Get** Congressional leaders and  
Administration officials

**To** Fully fund public transportation in the  
Surface Transportation Reauthorization Bill

**By** Demonstrating that public transportation is  
essential American infrastructure—fueling  
jobs, economic growth, and innovation



# Message Pillars: Economic Impact



**MANUFACTURING**



**CONSTRUCTION**



**AFFORDABILITY**



**INNOVATION**

# APTA's Key Message Pillars

Public transportation is one of the smartest investments America can make. It drives:

- **Economic Impact**
  - Public transportation directly employs more than 450,000 people and supports millions more jobs in the private sector.
- **Infrastructure**
  - Transit infrastructure connects communities, strengthens local economies, and delivers \$5 in economic value for every \$1 invested.
- **American Manufacturing**
  - American workers produce the thousands of parts that go into modern buses, railcars, and transit systems, keeping supply chains strong.
- **Affordability**
  - Public transportation helps families save up to \$13,000 a year. That's thousands of dollars back for healthcare, housing, and education.
- **Innovation**
  - American workers design, engineer, and build the next-generation vehicles and systems, driving American leadership in clean energy, autonomous systems, and emerging technology.

# APTA's Key Supporting Stats

- Public transportation is a **\$102 billion industry** that directly employs more than **450,000 people** and creates millions of private-sector jobs.
- Delivers **\$5 in long-term economic returns** for every **\$1 invested**.
- **77% of Federal transit funding** flows to American companies and workers in the private sector.
- Supports **3,000 suppliers** in more than **1,700 communities** across **50 States**.
- Saves families who choose transit **\$13,000 a year** compared to driving.
- **Buy America laws** ensure that public transportation is made in America.

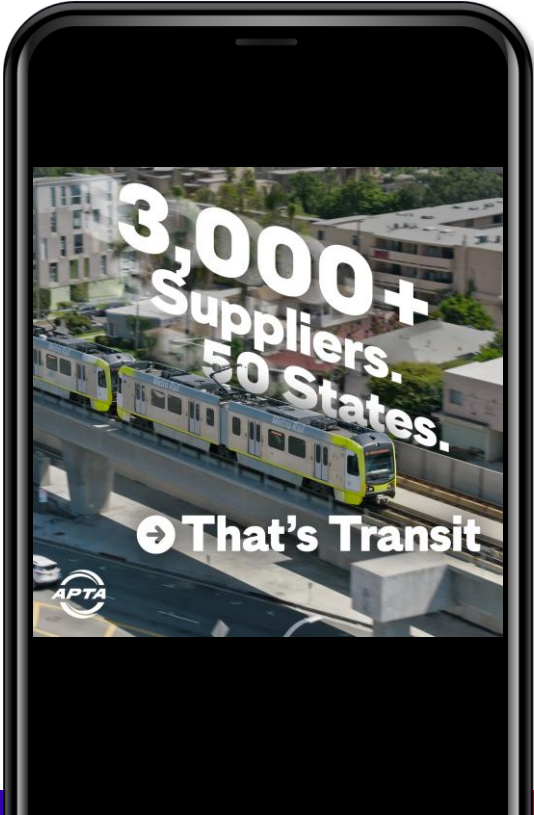
A high-speed train is shown from a low angle, moving along an elevated concrete track. The train is white with dark accents and is set against a clear, bright blue sky. The perspective is from below, looking up at the train as it travels.

# ➔ That's Transit.

Leaders say they want more American jobs, stronger growth, and a more competitive economy. Public transportation is where those goals become real. This campaign leads with the outcomes leaders care about, then names the engine behind them: transit investment.



# Campaign Assets: Social and Display



## Social Copy

Your investment in the Transportation Appropriations Bill strengthens local economies and backs U.S. manufacturers and suppliers. 77% of Federal transit funding flows to businesses, and every \$1 invested returns \$5 to the economy, creating good-paying jobs in all 50 States.

# Amplifying our Message in D.C.

We're reaching Members of Congress and their staff across key communications channels:

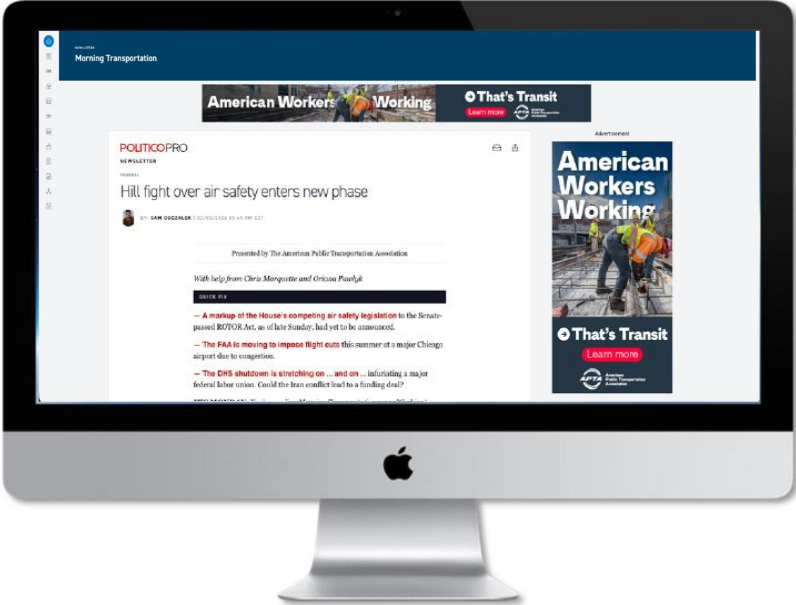
**POLITICO**  
Morning Transportation Newsletter

**LinkedIn**

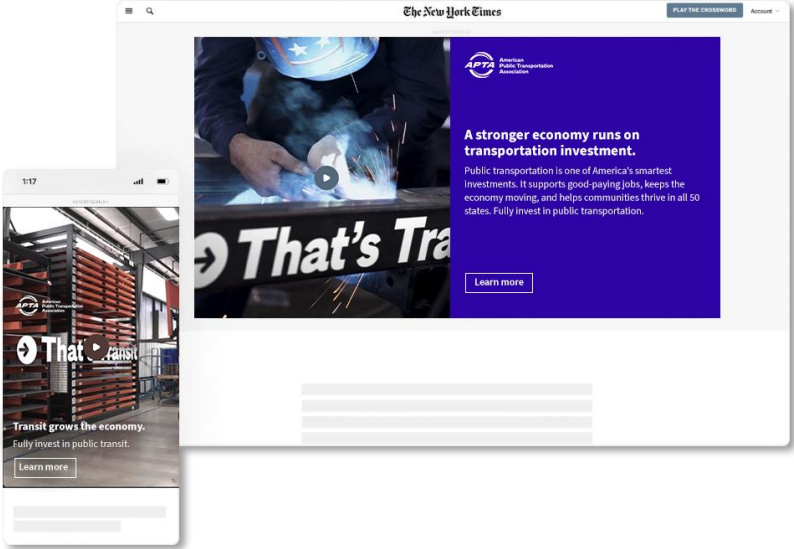
**The New York Times**

**THE WALL STREET JOURNAL.**

# High-Impact Placements: Politico + NYT



POLITICO

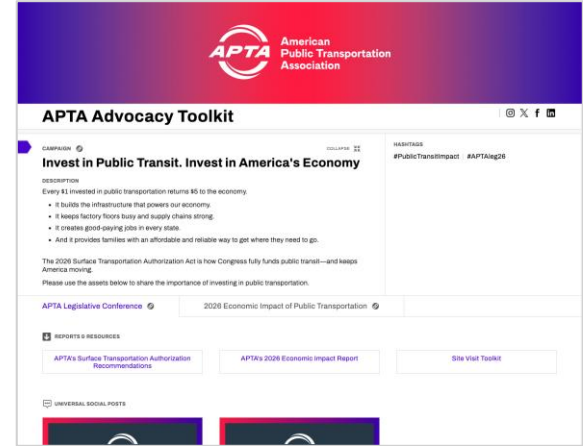




The New York Times

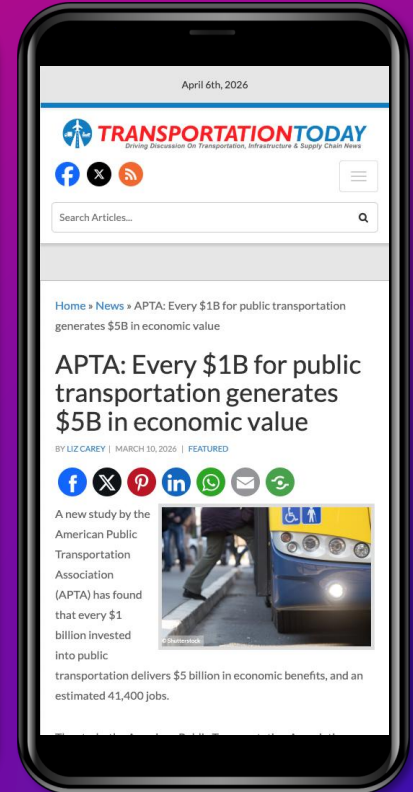
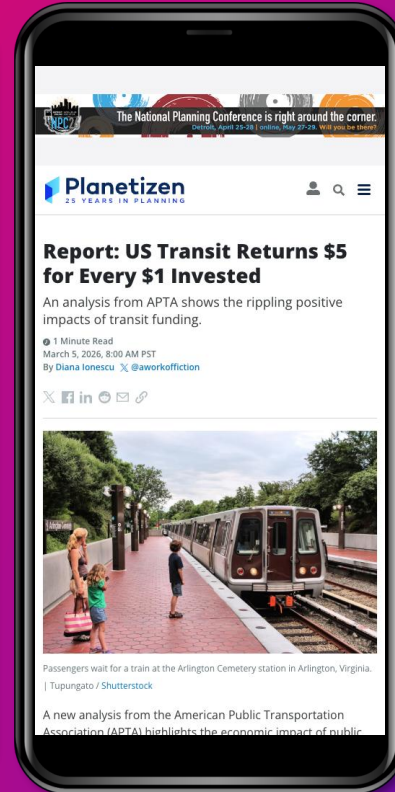
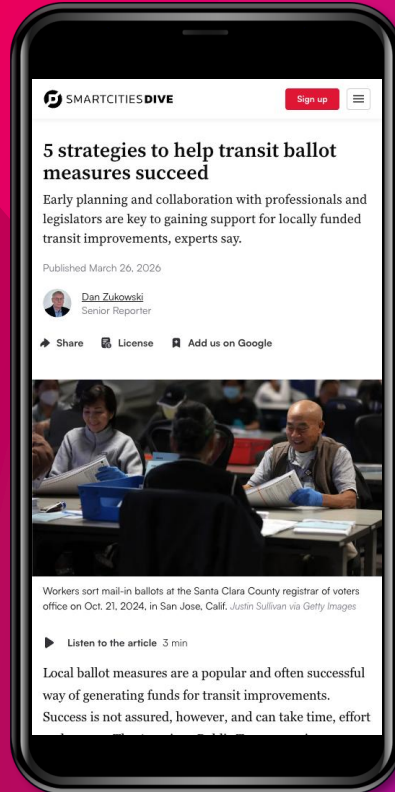
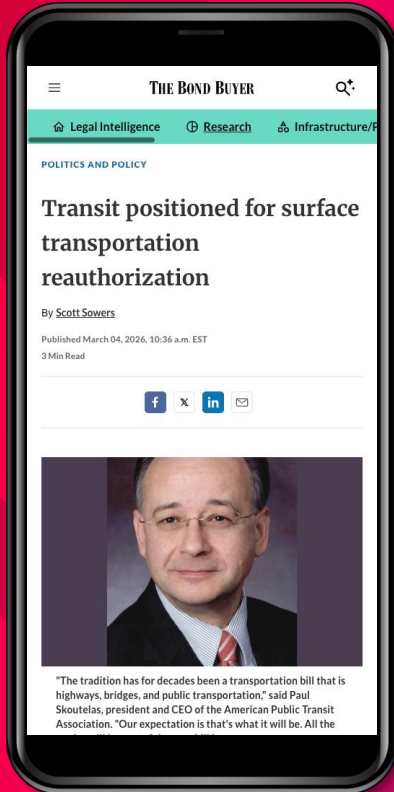


# Social Media: Campaign Toolkit + Mega Events

We're sharing our message on APTA's channels – both in D.C. and through targeted paid boosts in key districts – and engaging APTA members to carry the campaign forward with customizable assets.



# Earned Media: Transit's Economic Impact Coverage



# What's Next?



Always-on advocacy campaign running in D.C. through June



Ongoing earned media and member amplification during Authorization Act milestones



Supporting mega events; FIFA host transit agencies to share their stories



Targeted social media boosts in-district at key moments

# State and Local Transit Ballot Initiatives


Jessica Grennan, Executive Director  
APTA Center for Transportation Excellence (CFTE)



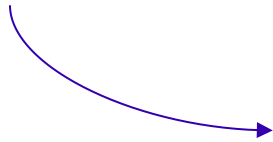
American  
Public Transportation  
Association

# What is CFTE?


We connect with campaigns, track transit ballot measures and work with local leaders to lead public transportation initiatives and ballot measures.



# APTA's Center For Transportation Excellence



**Art Guzzetti**  
Vice President – Policy and Mobility



# APTA's Center For Transportation Excellence



**Jessica Grennan**  
Executive Director  
jess@cft.e.org



**Nicole Watkins**  
Research Director  
nicole@cft.e.org



**Promise Pitman**  
Research Associate  
promise@cft.e.org

# Looking back at Transit Ballot Wins

Year	# Initiatives	Win %
2025	19	84%
2024	61	84%
2023	11	90%
2022	37	78%
2021	11	100%
2020	53	90%
2019	20	80%
2018	38	82%

Presidential Year

Midterm Year

Presidential Year

Midterm Year

# Midterms = More Movement for Transit

2 Wins so far — Pima County x 2

15 On the ballot

4 Pending official confirmation

7 Collecting signatures

7 we're monitoring

35 2026 initiatives in  
various stages\*

*\*This number is not final and is expected to fluctuate as more initiatives emerge and some potential ones decide to hold for the future.*

## On the Ballot

- Highland Park, TX – 5/2 **oppo**
- University Park, TX – 5/2 **oppo**
- Addison, TX – 5/2 **oppo**
- Holland, MI - 5/5
- Licking County, OH - 5/5
- Kanawha County, WV - 5/12 **oppo**
- Athens-Clarke County, GA - 5/19
- Statewide, OR - 5/19 **oppo**
- Ashland, OR - 5/19
- Sonoma County, CA - 6/2
- Marin County, CA - 6/2
- Wexford County, MI - 8/4
- Pere Marquette Charter Township, MI - 8/4
- Wayne County, MI - 8/4
- Douglas County, GA - 11/3

## Pending Confirmation

- Fremont County, WY - 8/18
- St. Louis, MO - 8/4 or 11/3
- San Luis Obispo County, CA - 11/3
- Pierce County, WA - 11/3

## Signature Collecting

- Santa Cruz County, CA - 11/3
- San Luis Obispo County, CA - 11/3
- Fresno, CA - 11/3
- Statewide, CO - 11/3 **oppo**
- San Francisco, CA - 11/3
- San Francisco Bay Area, CA - 11/3
- Sacramento, CA - 11/3

## Monitoring

- Palm Beach County, FL
- Monterey County, CA
- Charleston County, SC
- Butler County, OH
- Berrien County, MI
- San Bernardino County, CA
- Front Range District, CO

# What is this “Oppo”?

Voter support for public transit remains strong, and most ballot initiatives continue to reflect this trend. However, 2026 is also seeing notable signs of pushback in several regions:

**North Texas:** The Dallas Area Rapid Transit (DART) system was initially targeted for removal in six municipalities; that number has since narrowed to three.

**Colorado:** A proposal seeks to redirect previously assigned tax revenue from transit toward highway infrastructure projects.

**Oregon:** With a strong “no” campaign, voters are expected to reject a referendum that includes a temporary payroll tax increase to fund transportation improvements.

**West Virginia:** A proposal seeks to redistribute an existing levy, reducing the Kanawha Valley Regional Transportation Authority's annual share of the revenue.

# California Is Signing On To 2026

With California's two-thirds voter approval requirement posing a significant hurdle, transit advocates are taking a grassroots approach—mobilizing communities, collecting signatures, and building statewide support. Here are some of the largest pushes to watch:

**The Bay Area (San Francisco, Alameda, Contra Costa, San Mateo, and Santa Clara):** The regional measure is underway to address a funding cliff, aiming to raise \$14B over 14 years; signature collection is in progress ahead of November.

**San Francisco:** “Stronger Muni for All” would generate \$2.4B over 15 years for San Francisco Municipal Transportation Agency.

**Sonoma & Marin Counties:** The SMART Initiative would extend an existing sales tax for 30 years, raising ~\$1.53B for Sonoma-Marin Area Rail Transit.

# How CFTE helps

- With a proven track record in campaign and ballot measure victories, we help campaigns and agencies to identify and winning strategies — from brainstorming unlikely allies to when and how to kick things off.
- We actively track ballot measures nationwide, analyzing outcomes and trends to inform best practices. When data isn't readily available, we go out and get it.
- Our team provides a comprehensive suite of resources, including campaign guides, case studies, messaging materials, and direct community support when needed.
- We also serve as trusted third-party advisors—meeting with boards to advocate for agency needs, reviewing polling as a second set of eyes, sharing sample RFPs, and offering tailored recommendations to campaigns and advocates.
- Finally, we connect emerging campaigns with successful ones, helping them learn from proven leaders and replicate winning approaches.

## Interested in learning more?

Check out [cfte.org](https://cfte.org) to find past election results and relevant campaign resources


# Route to Transit Ballot Success

## What to Ask Your Lawyer and When

| May 13, 2026 Webinar

Join our upcoming webinar on Wednesday, May 13 at 3:00 p.m. ET (12:00 p.m. PT, 2:00 p.m. CT), where expert panelists will break down how transit campaigns can work effectively with legal counsel to navigate the legal components and requirements of your ballot initiative.

Registration to come!




# All aboard to Nashville

## Transit Ballot Initiatives Workshop

| Dec 14-16, 2026 in Nashville, TN

The 2026 Transit Ballot Initiatives Workshop will bring together transit agencies, advocates, elected officials, and industry professionals to turn hard-won campaign experience into actionable strategy. Attendees will dig into the messages, tactics, and coalition-building approaches that move the needle in transit referenda, as well as the state and local legislative pathways that shape what reaches the ballot in the first place.



# Thank you!

Visit us at [cfte.org](http://cfte.org)



# AI's Role in Public Transit's Transformation



American  
Public Transportation  
Association

# AI/Machine Learning Research

- ✓ **Current Status: Preparing for release**
- ✓ **AI Primer: Overview of AI and ML, covering eight functions**
- ✓ **Guidance Briefs: How to deploy, across four areas of expertise**

# What We Found

- ✓ Limited number of agencies at forefront of deployment
- ✓ AI/ML tools can help agencies effectively deploy resources



# Customer Support

- ✓ CapMetro: On-Demand Trip Scheduling Virtual Agent
- ✓ Simplifies trip scheduling, cancellations, ETA requests
- ✓ Redirect staff time to complex calls



# Customer Analytics

- ✓ WMATA: Customer Segmentation
- ✓ Defined and tested thousands of segmentations
- ✓ ML algorithms analyzed sociodemographic & travel behavior data



# Operations

- ✓ **Riverside Transit Agency: Disruption Management**
- ✓ **Rapid identification of detours**
- ✓ **Automatic real-time updates**
- ✓ **Helps maintain schedule reliability**




# Predictive Maintenance

- ✓ MTA New York City Transit Pilot
- ✓ Evaluates sensor data daily
- ✓ Develops repair plans
- ✓ Increased maintenance productivity
- ✓ Decreased material costs



# Safety & Security

- ✓ Computer vision tools
- ✓ Process image and video streams
- ✓ Identify potential threats
- ✓ Detect crowding or obstructions
- ✓ Integration with dispatch and alerts



# Plan for Success

- ✓ Choose priority outcomes
- ✓ Develop pilots to address
- ✓ Stand up lightweight governance
- ✓ Fix data issues
- ✓ Operationalize



# Questions/Discussion

Thank you!



# Advocacy for *APTA 2026 Surface Transportation Authorization Recommendations*



American  
Public Transportation  
Association

# Open Discussion



American  
Public Transportation  
Association

# Adjourn



American  
Public Transportation  
Association