

# TODAY, PUBLIC TRANSIT IN AMERICA IS...

## Job Creation

**430K+**  
**People**

work for public  
transportation agencies



**50K Jobs**

created and supported  
per \$1 billion investment  
in job creation

**5-to-1**

**ECONOMIC RETURN**

produced by long-term  
investment in public transit

**\$382 Million**

**IN TAX REVENUE**

supported per \$1 billion  
investment in job creation

(According to APTA's "Economic Impact of Public Transportation Investment: 2020 Update")

## Supporting Private-Sector Jobs

More than

**77%**

**OF FEDERAL FUNDING  
FOR TRANSIT**

flows to the private sector


**2,000+**  
**SUPPLIERS**

in 48 states and DC

## Fostering Energy Independence

### Leading in Clean Technology

Share of **Hybrid  
Electric Buses\***



**1,600+**

**ZERO-EMISSION  
BUSES**

2010: **7.0%**  
2024: **20.3%**

\*(According to APTA's  
2024 Vehicle Database)

### Lowering Carbon Emissions



**55%**



**less CO<sub>2</sub> emissions by using  
public transit** rather than a car

(According to TCRP "Report 226: An Update on Public  
Transportation's Impacts on Greenhouse Gas Emissions")

**Reducing  
Gasoline  
Consumption**

**6.0  
BILLION**



**Gallons of  
Gas Saved**

**each year by using  
public transportation**

(According to TCRP "Report  
226: An Update on Public  
Transportation's Impacts on  
Greenhouse Gas Emissions")

**More  
Efficient**



**Increase in vehicle  
miles operated per  
kilowatt-hour**  
over the Past 30 Years

**22%**


**Heavy  
Rail**

**27%**

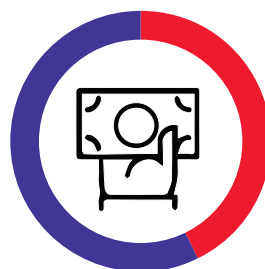
**Light Rail/  
Streetcar**

# TODAY, PUBLIC TRANSIT IN AMERICA IS...

## Growing the Economy

**87%**   
of trips on transit directly benefit the local economy

**50%**  
of trips are to and from work



**37%** of trips are to shopping and recreational spending  
(less priority than trips to work)

(According to APTA's "Who Rides Public Transportation")

## Serving All Communities


Public transit agencies are...


  
**1,224**  
Rural

  
**976**  
Urban

  
**4.5K+**  
Nonprofit

## Current Ridership

 **39.7 BILLION**  
Total Passenger Miles Traveled

 **7.66 BILLION**  
Trips in 2024

Number of rail systems is growing

**62**  
2003

**99**  
2023



## Driving Innovation



**87%**  
of buses have security cameras



**9%**  
of buses have ped/bike detection



**84%**  
of buses have automated stop announcements

## Addressing Access\*

**55%**

of transit riders earn under \$50k/year

\* transit system accessibility is also affected by station accessibility



**76%**

**55%**

**Increase in rail station accessibility**



**99.9%**

**93%**

**Increase in bus accessibility**