New Congress, New Tools!

IN THE 118TH CONGRESS, APTA members have several key tools at their disposal to engage with their Members of Congress both on Capitol Hill and in their Congressional Districts or States. Below is a list of key resources:

APTA Advocacy Action Center

The APTA Advocacy Action Center will be used to notify you of active APTA advocacy campaigns and will make it easy for you to respond to APTA calls for action, such as emailing or otherwise reaching out to your Members of Congress, Administration officials, and the President.

Keep an eye out for future campaigns and instructions to sign up!

Industry Footprint

APTA's Industry Footprint is a powerful advocacy tool for the public transportation industry. APTA members and the broader industry can use the Industry Footprint to view important information on public transportation providers, businesses, and funding, organized by state, Congressional District, and state legislative districts. APTA members use the Industry Footprint to explain the importance of public transportation to elected officials during events like APTA's Legislative Conference, fly-ins, and their own individual meetings with legislators. The Footprint contains information on more than 3,000 APTA member locations and 2,600 public transportation industry suppliers and manufacturers. Nearly every Congressional District in the country has either an APTA member, or another public transportation industry supplier.

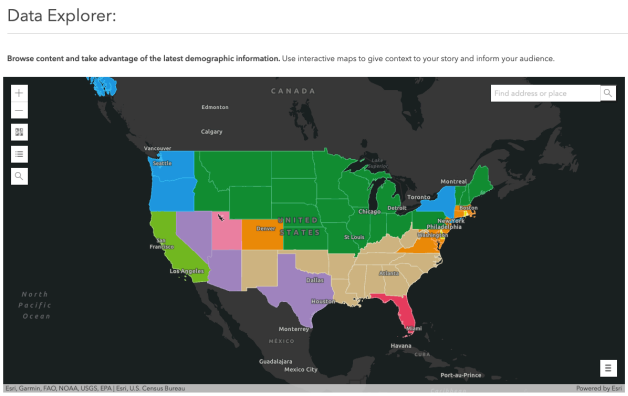

CIG Project Pipeline Dashboard

APTA's Capital Investment Grants (CIG) Project Pipeline Dashboard allows the industry to track the progress of projects in the Federal Transit Administration's (FTA) CIG pipeline. To date, the dashboard includes important information on projects with existing full funding grant agreements or seeking CIG funding. APTA's Dashboard also includes important information on the Members of Congress that represent the areas where each project is located.

My Economic Impact Tool

APTA's My Economic Impact Tool enables APTA transit agency members to use their budget data to calculate the economic impact of their transit service. The tool uses the same methodology as APTA's Economic Impact of Public Transportation report, and provides APTA members with valuable information to make the case for public transportation to elected officials, stakeholders, and the public. The analysis produces figures for jobs, wages, sales, and value-add supported by transit agency spending. The tool's reports also help users understand direct and indirect effects on the local economy, as well as the diverse occupational mix of jobs supported by public transit spending.

APTA Ridership Trends Dashboard Powered by Transit

APTA's Ridership Trends Dashboard helps the public transit industry track ridership trends in real time. This tool, built in partnership with Transit app, allows APTA members and the public to compare ridership between agencies, regions, and national trends. The Ridership Trends Dashboard combines APTA's ridership report data with app usage information from Transit to predict ridership levels each week, with new data posted each Monday. The Ridership Trends Dashboard has weekly predictions from January 2020 to today and includes ridership trends for 130 transit agencies.

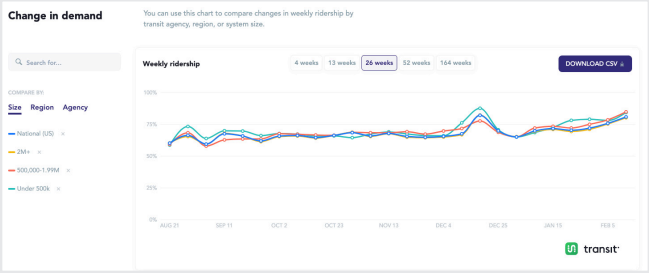

APTA Smart Guide: Bipartisan Infrastructure Law and Inflation Reduction Act

To assist APTA members in tracking IIJA and Inflation Reduction Act funding, competitive grant opportunities, and policy actions, APTA has developed a Smart Guide to the Bipartisan Infrastructure Law and Inflation Reduction Act. The APTA Smart Guide includes funding and apportionment tables, section-by-section analyses, and U.S. Department of Transportation and other agencies' Notices of Funding Opportunities, guidance, and regulations. Finally, the Smart Guide includes advocacy talking points and tools to help APTA members tell their Bipartisan Infrastructure Law success stories.

APTA Regulatory Matrix

The APTA Regulatory Matrix enables you to track all 2022 and 2023 regulatory and other administrative action impacting public transportation. Using APTA's matrix, you may sort the regulatory actions by agency, date, and comment period. The Matrix provides links to the proposed requirements, summaries, APTA Comments, and the APTA Staff Advisor.

APTA Public Transportation Fact Book

The annual Public Transportation Fact Book contains national aggregate statistical data covering all aspects of the public transit industry in the United States and Canada. Major sections include an overview of U.S. transit systems; transit finances and operating statistics by modes of travel; transit vehicle characteristics and deliveries; private-sector expenditures; modal rankings; and statistical trends of Canadian transit operations.



American Public Transportation Association