



Driving Economic Development with **GOLD** Standard Design

Albuquerque Rapid Transit (ART) Project Update
APTA Bus and Paratransit Conference

David Leard, AICP
HDR Engineering
Central Region BRT Discipline Lead

May 7, 2018

Agenda

- ART Basics
- BRT Standard
- Early Results



Albuquerque Rapid Transit Project (ART)



Why BRT in Albuquerque



- Enhance Economic Development
 - Connecting Major Attractions
 - Enhance and Respect Neighborhoods
 - Desire for Complete Street
- Enhance Service Delivery
 - Over 40% of system ridership in the corridor
 - Crowded Buses
 - Unreliable Service Performance

ART Characteristics

- 8.75 Miles
 - Median of Central Avenue (former Route 66)
 - 95% Exclusive Guideway
 - Reducing General Purpose Lanes
- 19 Stations
 - Median and Side Platforms
- 100% Electric Vehicles - 18
- Pedestrian, Landscaping and Bike Lanes



Budget



Element	Cost (\$000)
Construction	\$79,396
Right of Way	\$834
Vehicles	\$22,921
Professional Services	\$25,825
Unallocated Contingency	\$4,641
Total	\$133,671
Funding Sources	
Small Starts	\$75,036
Flexed Federal Funding	\$31,901
Local	\$26,734*
New Local	\$13,000

Schedule

- Project Development – February 2014
- Categorical Exclusion – August 2015
- Construction LONP - July 2016
- Construction Start – October 2016
- First Bus Delivery - July 2017
- Soft Opening- November 2017
- Substantial Completion– February 2018
- Revenue Service – Late Summer 2018



BRT Standard

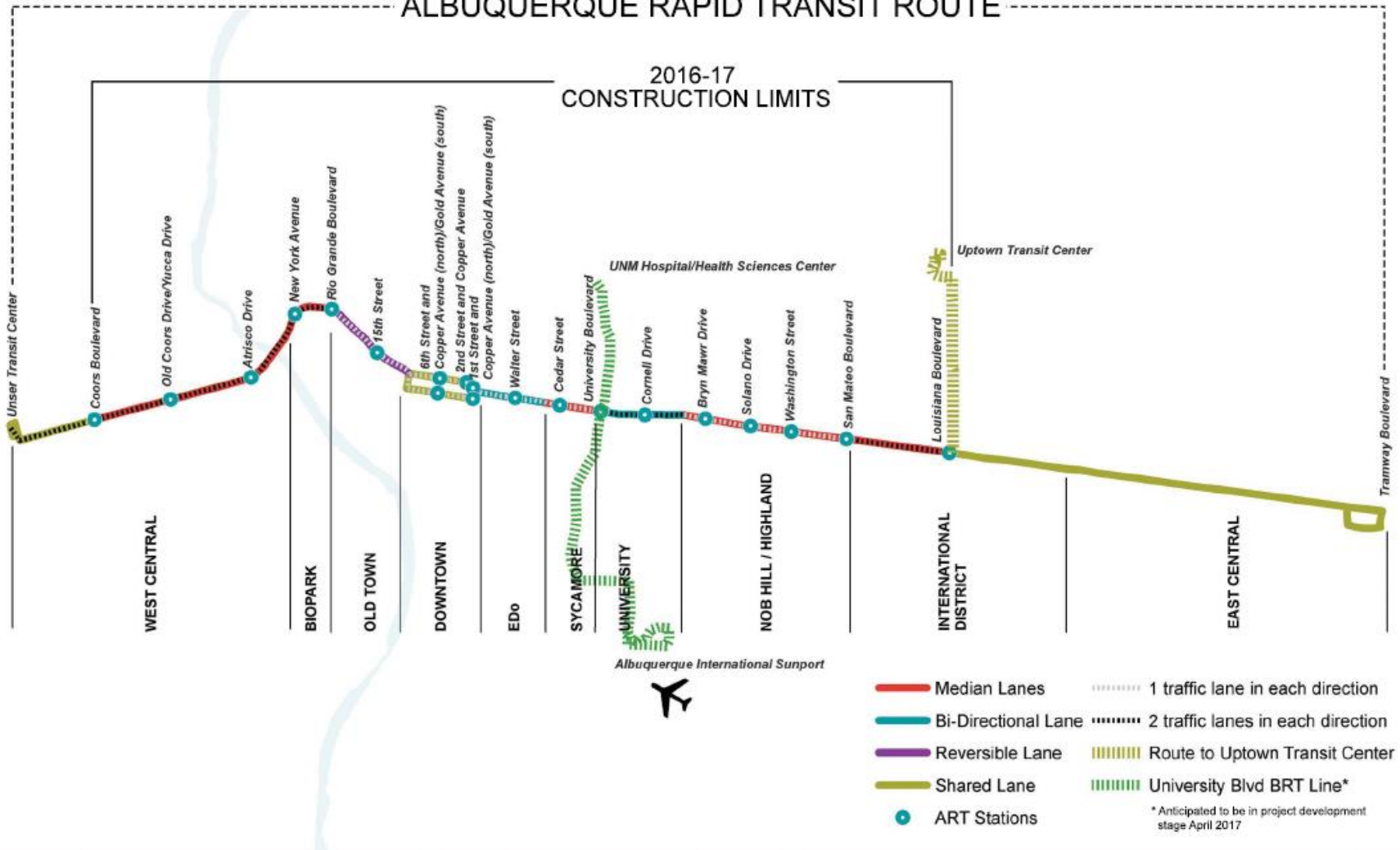


BRT Scorecard



- BRT Basics
- Service Planning
- Infrastructure
- Stations
- Communication
- Access and Integration
- Deductions

ALBUQUERQUE RAPID TRANSIT ROUTE



Western End of Project



Mid Western Segment



ART - September 2017



Near Western Segment




Just West of Downtown



University of New Mexico

A
R
T



Mid Eastern Segment



Eastern Portion of ART





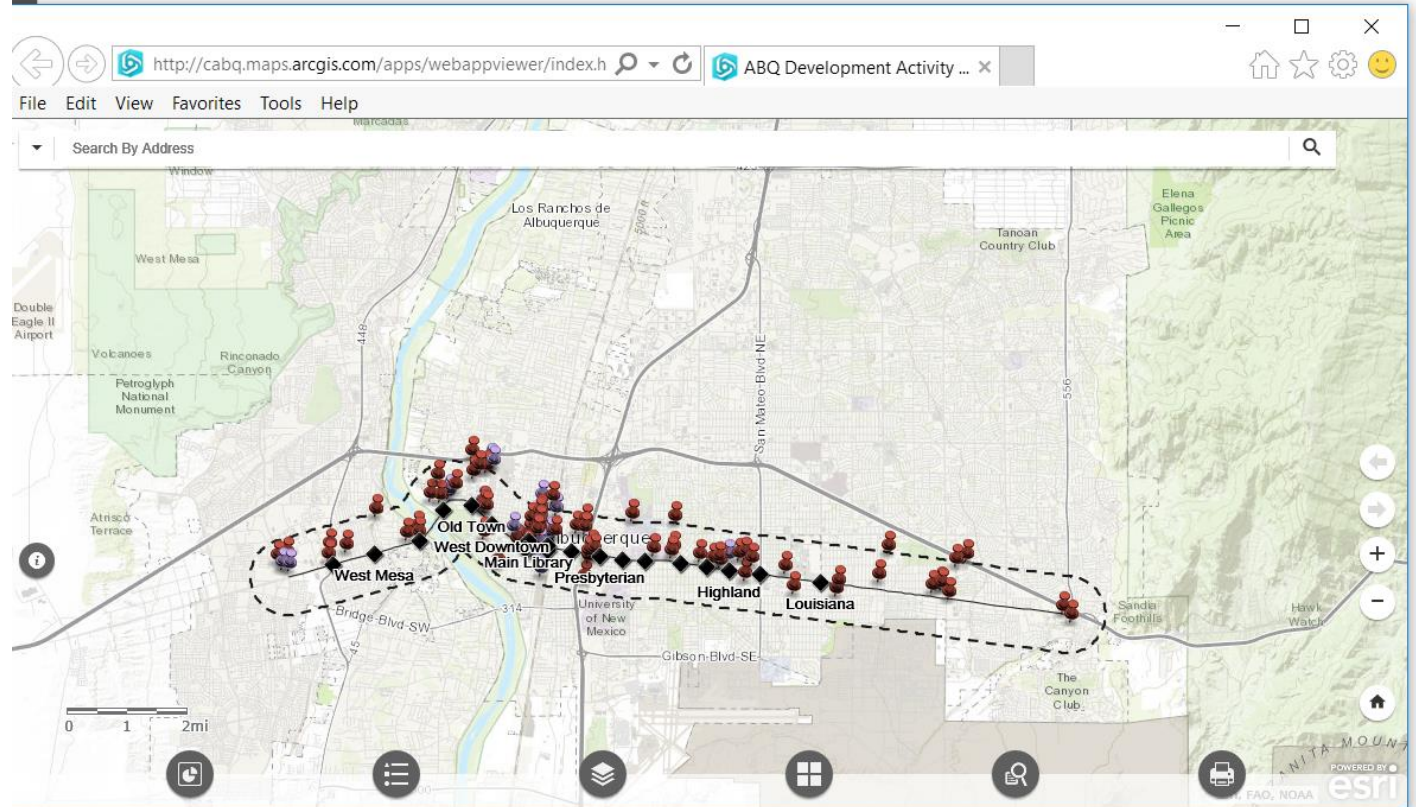
Supportive Planning Efforts

- Updated Comp Plan in March 2017
- Integrated Development Ordinance
 - Zoning Code
- Transit Oriented Communities



Early Results

Albuquerque Development Activity



A
R
T

Early Results

- 16% of permits issued since 2017
- 23% of permit value
- 9% of available land





Early Results

\$374.18M



Can Design Drive Economic Development?

ALBUQUERQUE RAPID TRANSIT

“a subway with a view”

Learn more at
BRTABQ.COM