



Driver Barrier Installation

Operator Barrier




Operator Barrier

We chose light weight Lexan material that attaches at the fare box. It is comparable to Plexiglass which was the other available option.

*IndyGo*SM

OPEN VIEW



CLOSED VIEW



WIDTH OF BARRIER



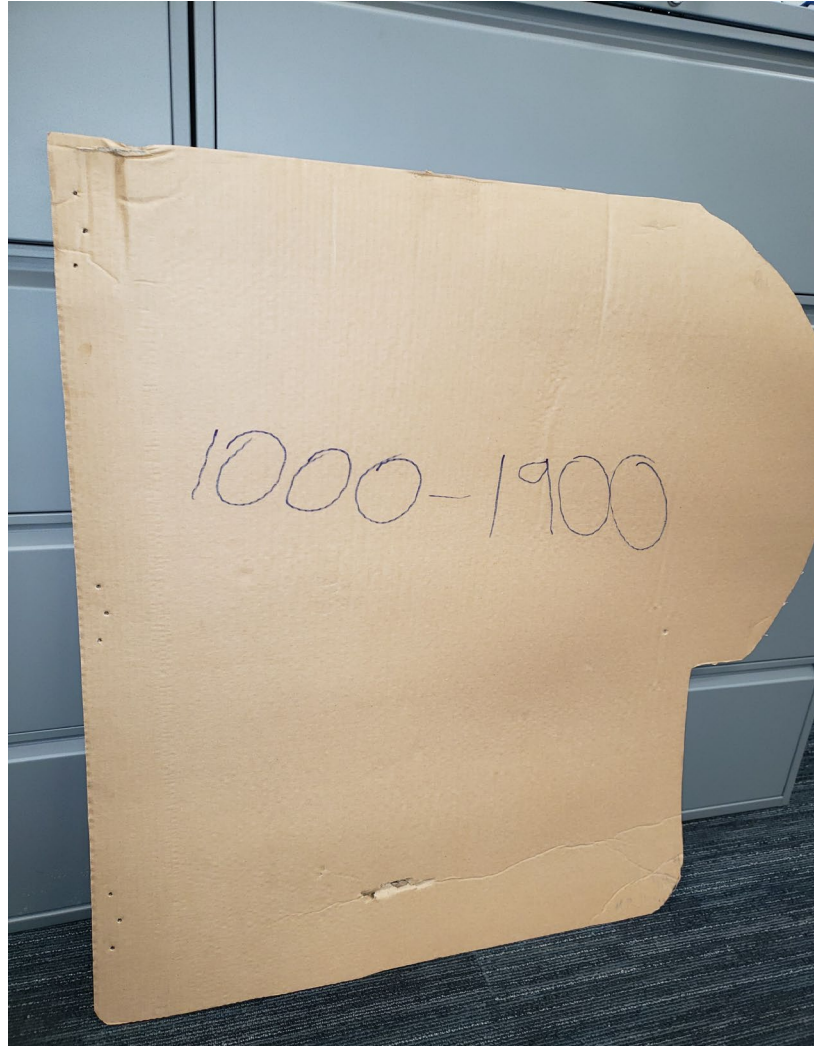
Operator Barrier

Three hinged attachment to the cabin wall.



Operator Barrier

A template was provided to the manufacturer to cut out the materials. They provided a sample, once approved there was approximately a 3 day turn around. The barriers can be custom tailored to your fleet



Operator Barrier

Measurements based on the 40' Gillig coach

*IndyGo*SM

Length of Barrier - 44



Width measured at the
curve- 43



Width measured at the farebox
allowance- 34



Operator Barrier


Handle attached on both sides of the barrier for ease of access



Magnet attached to barrier - Front view



Magnet attached to barrier - Back view



Metal plate attached to the farebox





Q & A